



# CyberSports for Basketball - Tournament Summary

## 2024 1B Boys State Basketball

### Tournament Standings

Team	Won	Lost	Pct.	Points		Diff	Off	Def	Total
				Scored	Allowed		Reb%	Reb%	Reb%
Wellpinit Redskins	3	0	1.00	202 (67.3)	164 (54.7)	38 (12.7)	30%	71%	51%
Mossyrock Vikings	3	1	.750	242 (60.5)	225 (56.3)	17 (4.3)	33%	65%	50%
Moses Lake Christian-Covenant Christian Lions	2	1	.666	161 (53.7)	144 (48.0)	17 (5.7)	45%	58%	52%
DeSales Irish	2	1	.666	166 (55.3)	157 (52.3)	9 (3.0)	21%	64%	45%
Neah Bay Red Devils	2	2	.500	228 (57.0)	225 (56.3)	3 (0.8)	40%	67%	54%
Lummi Nation Blackhawks	1	2	.333	137 (45.7)	137 (45.7)	0 (0.0)	45%	64%	55%
Columbia Adventist Kodiaks	1	2	.333	147 (49.0)	183 (61.0)	-36 (-12.0)	33%	63%	47%
Cusick Panthers	1	2	.333	145 (48.3)	164 (54.7)	-19 (-6.3)	34%	60%	46%
Oakesdale Nighthawks	0	1	.000	43 (43.0)	58 (58.0)	-15 (-15.0)	27%	64%	44%
Naselle Comets	0	1	.000	51 (51.0)	54 (54.0)	-3 (-3.0)	27%	64%	48%
Summit Classical Christian School Archers	0	1	.000	68 (68.0)	69 (69.0)	-1 (-1.0)	44%	61%	51%
Muckleshoot Tribal School Kings	0	1	.000	54 (54.0)	64 (64.0)	-10 (-10.0)	35%	34%	34%

### Individual Game Highs

Most Pts: 31	Multiple Players
Most Fgm: 12	Multiple Players
Most Fga: 25	T Hodo (Summit Classical Christian School)
Most 3pm: 5	Multiple Players
Most 3pa: 13	J Robertson (Moses Lake Christian-Covenant Christian)
Most Ftm: 13	Z Munoz (Mossyrock)
Most Fta: 17	Z Munoz (Mossyrock)
Best Fg%: 80.0	J Pakenen (Naselle)
Best 3pt%: 80.0	S Green (DeSales)
Best Ft%: 100.0	Multiple Players
Most Reb: 18	T Swan (Neah Bay)
Most Orb: 7	D Gulenko (Moses Lake Christian-Covenant Christian)
Most Drb: 13	T Swan (Neah Bay)
Most Ast: 6	Multiple Players
Most Stl: 6	S Green (DeSales)
Most Blk: 3	C Delaney (Columbia Adventist)
Best Prod: 31.0	G D III (Wellpinit)

### Team Highs

Most Pts: 72	Wellpinit (vs Neah Bay)
Most Fgm: 29	Wellpinit (vs Neah Bay)
Most Fga: 69	Summit Classical Christian S Mossyrock)
Most 3pm: 11	Summit Classical Christian S Mossyrock)
Most 3pa: 30	Wellpinit (vs Mossyrock)
Most Ftm: 15	Lummi Nation (vs Cusick)
Most Fta: 20	Mossyrock (vs Lummi Nation)
Best Fg%: 52.6	Muckleshoot Tribal School (vs Mossyrock)
Best 3pt%: 58.3	Naselle (vs Columbia)
Best Ft%: 100.0	Naselle (vs Columbia)
Most Reb: 46	Lummi Nation (vs Cusick)
Most Orb: 20	Summit Classical Christian S Mossyrock)
Most Drb: 29	DeSales (vs Cusick)
Most Ast: 15	DeSales (vs Mossyrock)
Most Stl: 15	Cusick (vs DeSales)
Most Blk: 4	Neah Bay (vs Oakesdale)
Best Prod: 70.5	Wellpinit (vs Neah Bay)

# CyberSports for Basketball - Tournament Leaders (Individual Totals)

## 2025 1B Boys State Basketball

Scoring		Num	Scoring		Avg	Productivity		Value	
1	PARKS, Davien	Tul	76	1 GLEDHILL, Jake	Sum	24.0	1 GRAY, Jaylan	Tul	78.0
2	FERGUSON, Johnathan	Mos	68	2 FERGUSON, Johnathan	Mos	22.7	2 MYLES-GILFORD, Xerxes	Tul	71.5
3	SWAN, Tyler	Nea	65	3 GREEN, Spencer	DeS	20.0	3 SWAN, Tyler	Nea	65.5
4	GREEN, Spencer	DeS	60	4 PARKS, Davien	Tul	19.0	4 TOBY, Jerome	Lum	64.0
5	GRAY, Jaylan	Tul	59	5 GRINDY, Max	Alm	18.3	5 RAYMOND, Malachi	DeS	56.5
6	GRINDY, Max	Alm	55	6 TOBY, Jerome	Lum	17.7	6 FERGUSON, Johnathan	Mos	56.5
7	TOBY, Jerome	Lum	53	7 GRINDY, Nolan	Alm	17.3	7 PARKS, Davien	Tul	52.0
8	MYLES-GILFORD, Xerxes	Tul	52	8 SWAN, Tyler	Nea	16.3	8 GRINDY, Nolan	Alm	51.5
9	GRINDY, Nolan	Alm	52	9 SIMON, Will	Sum	16.0	9 GREEN, Spencer	DeS	51.5
10	FLUKE, Nathan	Wil	47	10 FLUKE, Nathan	Wil	15.7	10 GRINDY, Max	Alm	48.5
11	CHAMBERS, Makyah	Nea	46	11 PFAFF, Bryce	Gar	15.0	11 CHAMBERS, Makyah	Nea	42.5
12	BOOKER, Josh	Alm	40	12 GRAY, Jaylan	Tul	14.8	12 BOOKER, Josh	Alm	36.5
13	TURNER, Kayden	Oco	38	13 BOOKER, Josh	Alm	13.3	13 WOOD, Cohen	DeS	36.5
14	WOODRUFF, Seactis	Nea	36	14 MYLES-GILFORD, Xerxes	Tul	13.0	14 TURNER, Kayden	Oco	35.0
15	WOOD, Cohen	DeS	31	15 COLLIER, Lane	Gar	13.0	15 JAMES, Deandre	Lum	32.5
16	BACHAND, Davis	Tul	31	16 WYNNE, Franky	Wel	13.0	16 AUST, Brody	Wil	31.5
17	GULENKO, Max	Mos	30	17 TURNER, Kayden	Oco	12.7	17 GULENKO, Max	Mos	31.5
18	RAYMOND, Malachi	DeS	30	18 CHAMBERS, Makyah	Nea	11.5	18 GULENKO, Dennis	Mos	27.0
19	GULENKO, Dennis	Mos	29	19 BROWN, Payton	Muc	11.0	19 SOLIS, Luis	Oco	26.5
20	EDWARDS, Dyson	Lum	29	20 WOOD, Cohen	DeS	10.3	20 BEARD, Sonny	Oco	25.5
21	FILAN, Maddox	DeS	28	21 RAYMOND, Malachi	DeS	10.0	21 SIMON, Will	Sum	24.5
22	AUST, Brody	Wil	27	22 GULENKO, Max	Mos	10.0	22 BACHAND, Davis	Tul	23.5
23	GLEDHILL, Jake	Sum	24	23 ANDERSON, Michael	Muc	10.0	23 WOODRUFF, Seactis	Nea	23.0
24	WELCH, Dalton	Oco	24	24 HUGHES, Carter	Wel	10.0	24 RITZMAN, Brody	Wil	23.0
25	KING, Blane	Wil	24	25 EDWARDS, Dyson	Lum	9.67	25 FLUKE, Nathan	Wil	22.5
26	JAMES, Deandre	Lum	23	26 GULENKO, Dennis	Mos	9.67	26 WELCH, Dalton	Oco	22.5
27	LAFONTAINE, Landon	Lum	22	27 FILAN, Maddox	DeS	9.33	27 EDWARDS, Dyson	Lum	22.0
28	SOLIS, Luis	Oco	21	28 WOODRUFF, Seactis	Nea	9.00	28 LAFONTAINE, Landon	Lum	21.0
29	AMARE-HATCH	Tul	19	29 AUST, Brody	Wil	9.00	29 REVEY, Karson	Lum	19.0
30	RITZMAN, Brody	Wil	18	30 KING, Blane	Wil	8.00	30 JIMMicum, LeAnthony	Nea	18.0
31	SIMON, Will	Sum	16	31 WELCH, Dalton	Oco	8.00	31 PITTS, Carter	Alm	17.5
32	WIMBERLY, Jodell	Nea	16	32 ORR, Landon	Gar	8.00	32 FILAN, Maddox	DeS	17.0
33	KAST, Treyson	Mos	15	33 BACHAND, Davis	Tul	7.75	33 BAYLESS, Tucker	Alm	15.5
34	PFAFF, Bryce	Gar	15	34 JAMES, Deandre	Lum	7.67	34 SAWYER, Tommy	Nea	15.0
35	REVEY, Karson	Lum	15	35 LAFONTAINE, Landon	Lum	7.33	35 CUMMING, Daniel	Nea	15.0

Field Goals		Num	3 Point Goals		Num	Free Throws		Num	
1	PARKS, Davien	Tul	28	1 FLUKE, Nathan	Wil	11	1 SWAN, Tyler	Nea	17
2	FERGUSON, Johnathan	Mos	27	2 GREEN, Spencer	DeS	11	2 CHAMBERS, Makyah	Nea	14
3	MYLES-GILFORD, Xerxes	Tul	23	3 GRINDY, Nolan	Alm	9	3 PARKS, Davien	Tul	14
4	GRINDY, Max	Alm	22	4 PARKS, Davien	Tul	6	4 GRAY, Jaylan	Tul	12
5	SWAN, Tyler	Nea	21	5 TURNER, Kayden	Oco	6	5 RITZMAN, Brody	Wil	11
6	GRAY, Jaylan	Tul	21	6 TOBY, Jerome	Lum	6	6 FERGUSON, Johnathan	Mos	11
7	GREEN, Spencer	DeS	20	7 SWAN, Tyler	Nea	6	7 BOOKER, Josh	Alm	10
8	TOBY, Jerome	Lum	19	8 LAFONTAINE, Landon	Lum	6	8 GULENKO, Dennis	Mos	9
9	GRINDY, Nolan	Alm	17	9 BACHAND, Davis	Tul	6	9 GREEN, Spencer	DeS	9
10	FLUKE, Nathan	Wil	16	10 GRINDY, Max	Alm	5	10 TOBY, Jerome	Lum	9
11	WOODRUFF, Seactis	Nea	16	11 EDWARDS, Dyson	Lum	5	11 GRINDY, Nolan	Alm	9
12	CHAMBERS, Makyah	Nea	15	12 GRAY, Jaylan	Tul	5	12 GULENKO, Max	Mos	8
13	WOOD, Cohen	DeS	14	13 FILAN, Maddox	DeS	5	13 JAMES, Deandre	Lum	7
14	BOOKER, Josh	Alm	14	14 AMARE-HATCH	Tul	5	14 SOLIS, Luis	Oco	6
15	TURNER, Kayden	Oco	13	15 FERGUSON, Johnathan	Mos	3	15 GRINDY, Max	Alm	6
16	BACHAND, Davis	Tul	12	16 WIMBERLY, Jodell	Nea	3	16 TURNER, Kayden	Oco	6
17	AUST, Brody	Wil	12	17 GLEDHILL, Jake	Sum	3	17 HUGHES, Carter	Wel	6
18	RAYMOND, Malachi	DeS	11	18 GREENE, Mathias	Nea	3	18 BAYLESS, Tucker	Alm	6
19	FILAN, Maddox	DeS	11	19 COLLIER, Lane	Gar	3	19 RAYMOND, Malachi	DeS	6
20	GULENKO, Max	Mos	11	20 CHAMBERS, Makyah	Nea	2	20 MYLES-GILFORD, Xerxes	Tul	5
21	EDWARDS, Dyson	Lum	10	21 PRIGMORE, Noah	Oco	2	21 SNEKVIK, Brendan	Gar	5
22	GULENKO, Dennis	Mos	10	22 KING, Blane	Wil	2	22 BEARD, Sonny	Oco	4
23	KING, Blane	Wil	9	23 RAYMOND, Malachi	DeS	2	23 ANDERSON, Michael	Muc	4
24	WELCH, Dalton	Oco	9	24 BROWN, Payton	Muc	2	24 AMARE-HATCH	Tul	4
25	GLEDHILL, Jake	Sum	9	25 PITTS, Carter	Alm	2	25 WELCH, Dalton	Oco	4
26	LAFONTAINE, Landon	Lum	8	26 JIMMicum, LeAnthony	Nea	2	26 ROBERTSON, James	Mos	4
27	JAMES, Deandre	Lum	8	27 WYNNE, Franky	Wel	2	27 FLUKE, Nathan	Wil	4

# CyberSports for Basketball - Tournament Leaders (Individual Totals)

## 2025 1B Boys State Basketball

Field Goal % (5 Att)		%	3 Point % (5 Att)		%	Free Throw % (5 Att)		%
1 OFFORD, Kamiakin	Muc	75.0	1 GRINDY, Nolan	Alm	50.0	1 SNEKVIK, Brendan	Gar	100
2 CUMMING, Daniel	Nea	71.4	2 GREEN, Spencer	DeS	45.8	2 EDWARDS, Dyson	Lum	100
3 KAST, Treyson	Mos	66.7	3 AMARE-HATCH	Tul	45.5	3 WARWICK, Jake	DeS	100
4 JAMES, Deandre	Lum	61.5	4 BACHAND, Davis	Tul	42.9	4 KING, Blane	Wil	100
5 AUST, Brody	Wil	60.0	5 FILAN, Maddox	DeS	41.7	5 GRINDY, Nolan	Alm	90.0
6 GRAY, Jaylan	Tul	55.3	6 BOOKER, Josh	Alm	40.0	6 PARKS, Davien	Tul	87.5
7 MYLES-GILFORD, Xerxes	Tul	54.8	7 WELCH, Dalton	Oco	40.0	7 JAMES, Deandre	Lum	87.5
8 WOODRUFF, Seactis	Nea	51.6	8 KAST, Treyson	Mos	40.0	8 BAYLESS, Tucker	Alm	85.7
9 BOOKER, Josh	Alm	50.0	9 FLUKE, Nathan	Wil	36.7	9 RAYMOND, Malachi	DeS	85.7
10 ANDERSON, Michael	Muc	50.0	10 LAFONTAINE, Landon	Lum	35.3	10 FERGUSON, Johnathan	Mos	84.6
11 PRIEST, Michael	Oco	50.0	11 GRAY, Jaylan	Tul	33.3	11 BOOKER, Josh	Alm	83.3
12 PARKS, Davien	Tul	49.1	12 COLLIER, Lane	Gar	33.3	12 FLUKE, Nathan	Wil	80.0
13 FILAN, Maddox	DeS	47.8	13 PITTS, Carter	Alm	33.3	13 SIMON, Will	Sum	80.0
14 GULENKO, Max	Mos	47.8	14 JIMMICUM, LeAnthony	Nea	33.3	14 RITZMAN, Brody	Wil	78.6
15 GULENKO, Dennis	Mos	47.6	15 WYNNE, Franky	Wel	33.3	15 TOBY, Jerome	Lum	75.0
16 GLEDHILL, Jake	Sum	47.4	16 TOBY, Jerome	Lum	31.6	16 GRINDY, Max	Alm	75.0
17 SWAN, Tyler	Nea	46.7	17 SWAN, Tyler	Nea	31.6	17 TURNER, Kayden	Oco	75.0
18 SOLIS, Luis	Oco	46.7	18 GREENE, Mathias	Nea	30.0	18 HUGHES, Carter	Wel	75.0
19 PFAFF, Bryce	Gar	46.2	19 PARKS, Davien	Tul	28.6	19 PITTS, Carter	Alm	75.0
20 GRINDY, Nolan	Alm	45.9	20 TURNER, Kayden	Oco	28.6	20 FILAN, Manning	DeS	75.0
21 RAYMOND, Malachi	DeS	45.8	21 RAYMOND, Malachi	DeS	28.6	21 PFAFF, Bryce	Gar	75.0
22 FERGUSON, Johnathan	Mos	45.8	22 BROWN, Payton	Muc	28.6	22 GREEN, Spencer	DeS	69.2
23 LEE, Trevon	Lum	45.5	23 EDWARDS, Dyson	Lum	27.8	23 CHAMBERS, Makyah	Nea	66.7
24 WOOD, Cohen	DeS	45.2	24 GRINDY, Max	Alm	25.0	24 SOLIS, Luis	Oco	66.7
25 WELCH, Dalton	Oco	45.0	25 KING, Blane	Wil	25.0	25 AMARE-HATCH	Tul	66.7
26 ORR, Landon	Gar	44.4	26 SISK, Sal	DeS	25.0	26 WELCH, Dalton	Oco	66.7
27 SIMON, Will	Sum	42.9	27 RITZMAN, Brody	Wil	25.0	27 ROBERTSON, James	Mos	66.7
28 GREEN, Spencer	DeS	42.6	28 CULLOYAH, Jayden	Wel	25.0	28 MYLES-GILFORD, Xerxes	Tul	62.5
29 TOBY, Jerome	Lum	41.3	29 GLEDHILL, Jake	Sum	23.1	29 GULENKO, Max	Mos	61.5
30 GRINDY, Max	Alm	40.0	30 WIMBERLY, Jodell	Nea	20.0	30 SWAN, Tyler	Nea	60.7
31 BACHAND, Davis	Tul	40.0	31 PRIGMORE, Noah	Oco	20.0	31 GULENKO, Dennis	Mos	60.0
32 HOLTZINGER, Billy	DeS	38.5	32 ABRAMS, Tony	Lum	20.0	32 WOOD, Cohen	DeS	60.0
33 CHAMBERS, Makyah	Nea	34.9	33 WOODRUFF, Seactis	Nea	20.0	33 GRAY, Jaylan	Tul	57.1
34 LAFONTAINE, Landon	Lum	34.8	34 FERGUSON, Johnathan	Mos	16.7	34 ANDERSON, Michael	Muc	57.1
35 KING, Blane	Wil	34.6	35 SOLIS, Luis	Oco	16.7	35 BEARD, Sonny	Oco	50.0

Offensive Rebounds		Num	Defensive Rebounds		Num	Total Rebounds		Num
1 MYLES-GILFORD, Xerxes	Tul	9	1 SWAN, Tyler	Nea	21	1 SWAN, Tyler	Nea	28
2 FERGUSON, Johnathan	Mos	9	2 GRINDY, Nolan	Alm	21	2 MYLES-GILFORD, Xerxes	Tul	27
3 AUST, Brody	Wil	9	3 RAYMOND, Malachi	DeS	19	3 RAYMOND, Malachi	DeS	26
4 RITZMAN, Brody	Wil	8	4 TURNER, Kayden	Oco	19	4 FERGUSON, Johnathan	Mos	24
5 SWAN, Tyler	Nea	7	5 MYLES-GILFORD, Xerxes	Tul	18	5 GRINDY, Nolan	Alm	24
6 RAYMOND, Malachi	DeS	7	6 GRINDY, Max	Alm	18	6 GRINDY, Max	Alm	23
7 CHAMBERS, Makyah	Nea	7	7 BEARD, Sonny	Oco	18	7 TURNER, Kayden	Oco	23
8 GULENKO, Max	Mos	7	8 WELCH, Dalton	Oco	17	8 WELCH, Dalton	Oco	22
9 JAMES, Deandre	Lum	7	9 FERGUSON, Johnathan	Mos	15	9 RITZMAN, Brody	Wil	21
10 WOOD, Cohen	DeS	7	10 GRAY, Jaylan	Tul	15	10 CHAMBERS, Makyah	Nea	21
11 BOOKER, Josh	Alm	7	11 CHAMBERS, Makyah	Nea	14	11 GULENKO, Max	Mos	20
12 SOLIS, Luis	Oco	7	12 RITZMAN, Brody	Wil	13	12 GULENKO, Dennis	Mos	19
13 GULENKO, Dennis	Mos	6	13 GULENKO, Max	Mos	13	13 GRAY, Jaylan	Tul	19
14 PARKS, Davien	Tul	6	14 GULENKO, Dennis	Mos	13	14 BEARD, Sonny	Oco	19
15 WIMBERLY, Jodell	Nea	6	15 GREEN, Spencer	DeS	13	15 JAMES, Deandre	Lum	18
16 LUSK, Lucas	Wil	6	16 FILAN, Manning	DeS	12	16 FILAN, Manning	DeS	17
17 GRINDY, Max	Alm	5	17 BACHAND, Davis	Tul	12	17 AUST, Brody	Wil	16
18 WELCH, Dalton	Oco	5	18 LEE, Trevon	Lum	12	18 WOOD, Cohen	DeS	16
19 FILAN, Manning	DeS	5	19 JAMES, Deandre	Lum	11	19 PARKS, Davien	Tul	16
20 SIMON, Will	Sum	5	20 WOODRUFF, Seactis	Nea	11	20 GREEN, Spencer	DeS	16
21 TOMAHAWK, Tokala Black	Tul	5	21 CUMMING, Daniel	Nea	11	21 WOODRUFF, Seactis	Nea	15
22 TURNER, Kayden	Oco	4	22 PARKS, Davien	Tul	10	22 BACHAND, Davis	Tul	15
23 GRAY, Jaylan	Tul	4	23 WOOD, Cohen	DeS	9	23 LEE, Trevon	Lum	14
24 WOODRUFF, Seactis	Nea	4	24 TOBY, Jerome	Lum	9	24 WIMBERLY, Jodell	Nea	13
25 TOBY, Jerome	Lum	4	25 BAYLESS, Tucker	Alm	9	25 TOBY, Jerome	Lum	13
26 JIMMICUM, LeAnthony	Nea	4	26 ROBERTS, Brady	Alm	9	26 CUMMING, Daniel	Nea	13
27 LAFONTAINE, Landon	Lum	4	27 BUSSELL, JB	Wil	9	27 BOOKER, Josh	Alm	12

# CyberSports for Basketball - Tournament Leaders (Individual Totals)

## 2025 1B Boys State Basketball

Offensive Rebounds			Defensive Rebounds			Total Rebounds		
		Avg			Avg			Avg
1	SIMON, Will	Sum 5.00	1	BEARD, Sonny	Oco 9.00	1	SIMON, Will	Sum 12.0
2	COOK, Liam	Gar 4.00	2	GRINDY, Nolan	Alm 7.00	2	WYNNE, Franky	Wel 10.0
3	AUST, Brody	Wil 3.00	3	SIMON, Will	Sum 7.00	3	BEARD, Sonny	Oco 9.50
4	FERGUSON, Johnathan	Mos 3.00	4	WYNNE, Franky	Wel 7.00	4	RAYMOND, Malachi	DeS 8.67
5	WYNNE, Franky	Wel 3.00	5	RAYMOND, Malachi	DeS 6.33	5	GRINDY, Nolan	Alm 8.00
6	NORMAN, Lyle	Wel 3.00	6	TURNER, Kayden	Oco 6.33	6	FERGUSON, Johnathan	Mos 8.00
7	RITZMAN, Brody	Wil 2.67	7	GRINDY, Max	Alm 6.00	7	GRINDY, Max	Alm 7.67
8	JAMES, Deandre	Lum 2.33	8	SNEKVIK, Brendan	Gar 6.00	8	TURNER, Kayden	Oco 7.67
9	BOOKER, Josh	Alm 2.33	9	WELCH, Dalton	Oco 5.67	9	WELCH, Dalton	Oco 7.33
10	WOOD, Cohen	DeS 2.33	10	SWAN, Tyler	Nea 5.25	10	SWAN, Tyler	Nea 7.00
11	RAYMOND, Malachi	DeS 2.33	11	FERGUSON, Johnathan	Mos 5.00	11	RITZMAN, Brody	Wil 7.00
12	SOLIS, Luis	Oco 2.33	12	CULLOYAH, Jayden	Wel 5.00	12	SNEKVIK, Brendan	Gar 7.00
13	GULENKO, Max	Mos 2.33	13	MYLES-GILFORD, Xerxes	Tul 4.50	13	MYLES-GILFORD, Xerxes	Tul 6.75
14	MYLES-GILFORD, Xerxes	Tul 2.25	14	GREEN, Spencer	DeS 4.33	14	GULENKO, Max	Mos 6.67
15	LUSK, Lucas	Wil 2.00	15	RITZMAN, Brody	Wil 4.33	15	GULENKO, Dennis	Mos 6.33
16	GULENKO, Dennis	Mos 2.00	16	GULENKO, Max	Mos 4.33	16	JAMES, Deandre	Lum 6.00
17	HODO, Trey	Sum 2.00	17	GULENKO, Dennis	Mos 4.33	17	FILAN, Manning	DeS 5.67
18	THOMPSON, Evan	Muc 2.00	18	LEE, Trevon	Lum 4.00	18	GREEN, Spencer	DeS 5.33
19	OFFORD, Kamiakin	Muc 2.00	19	FILAN, Manning	DeS 4.00	19	WOOD, Cohen	DeS 5.33
20	HUGHES, Carter	Wel 2.00	20	BROWN, Payton	Muc 4.00	20	AUST, Brody	Wil 5.33
21	CHAMBERS, Makyah	Nea 1.75	21	ORR, Landon	Gar 4.00	21	CHAMBERS, Makyah	Nea 5.25
22	SWAN, Tyler	Nea 1.75	22	GRAY, Jaylan	Tul 3.75	22	HODO, Trey	Sum 5.00
23	GRINDY, Max	Alm 1.66	23	JAMES, Deandre	Lum 3.67	23	BROWN, Payton	Muc 5.00
24	FILAN, Manning	DeS 1.66	24	CHAMBERS, Makyah	Nea 3.50	24	COOK, Liam	Gar 5.00
25	WELCH, Dalton	Oco 1.66	25	BACHAND, Davis	Tul 3.00	25	ORR, Landon	Gar 5.00
26	PARKS, Davien	Tul 1.50	26	TOBY, Jerome	Lum 3.00	26	CULLOYAH, Jayden	Wel 5.00
27	WIMBERLY, Jodell	Nea 1.50	27	PITTS, Carter	Alm 3.00	27	NORMAN, Lyle	Wel 5.00
28	TOBY, Jerome	Lum 1.33	28	ROBERTS, Brady	Alm 3.00	28	GRAY, Jaylan	Tul 4.75
29	LAFONTAINE, Landon	Lum 1.33	29	BAYLESS, Tucker	Alm 3.00	29	LEE, Trevon	Lum 4.67
30	REVEY, Karson	Lum 1.33	30	WOOD, Cohen	DeS 3.00	30	TOBY, Jerome	Lum 4.33
31	FILAN, Maddox	DeS 1.33	31	RUSSELL, JB	Wil 3.00	31	PARKS, Davien	Tul 4.00
32	TURNER, Kayden	Oco 1.33	32	PRIGMORE, Noah	Oco 3.00	32	BOOKER, Josh	Alm 4.00
33	TOMAHAWK, Tokala Black	Tul 1.25	33	CORNEIL, Max	Sum 3.00	33	BAYLESS, Tucker	Alm 4.00
34	GRAY, Jaylan	Tul 1.00	34	GLEDHILL, Hudson	Sum 3.00	34	LUSK, Lucas	Wil 4.00
35	SAWYER, Tommy	Nea 1.00	35	GLEDHILL, Jake	Sum 3.00	35	SOLIS, Luis	Oco 4.00

Assists			Defensive Assists					
		Num			Num			
1	GRAY, Jaylan	Tul 14	1	HODO, Trey	Sum 4.00	1	MYLES-GILFORD, Xerxes	Tul 6
2	TOBY, Jerome	Lum 10	2	GRAY, Jaylan	Tul 3.50	2	GRINDY, Max	Alm 5
3	PITTS, Carter	Alm 10	3	TOBY, Jerome	Lum 3.33	3	GRAY, Jaylan	Tul 3
4	MYLES-GILFORD, Xerxes	Tul 8	4	PITTS, Carter	Alm 3.33	4	CHAMBERS, Makyah	Nea 3
5	GREEN, Spencer	DeS 8	5	KORNDORFER, Cedar	Muc 3.00	5	BACHAND, Davis	Tul 3
6	CHAMBERS, Makyah	Nea 7	6	SNEKVIK, Brendan	Gar 3.00	6	AMARE-HATCH	Tul 3
7	EDWARDS, Dyson	Lum 7	7	COLLIER, Lane	Gar 3.00	7	GULENKO, Max	Mos 2
8	ROBERTSON, James	Mos 7	8	GREEN, Spencer	DeS 2.67	8	BEARD, Sonny	Oco 2
9	RAYMOND, Malachi	DeS 6	9	EDWARDS, Dyson	Lum 2.33	9	LUSK, Lucas	Wil 2
10	REVEY, Karson	Lum 6	10	ROBERTSON, James	Mos 2.33	10	KING, Blane	Wil 2
11	FILAN, Maddox	DeS 6	11	MYLES-GILFORD, Xerxes	Tul 2.00	11	SWAN, Tyler	Nea 1
12	CORREIA, Caden	Alm 6	12	REVEY, Karson	Lum 2.00	12	TOBY, Jerome	Lum 1
13	ROSAS, Jesus Agramon	Oco 6	13	CORREIA, Caden	Alm 2.00	13	RAYMOND, Malachi	DeS 1
14	GRINDY, Nolan	Alm 5	14	FILAN, Maddox	DeS 2.00	14	PARKS, Davien	Tul 1
15	FLUKE, Nathan	Wil 5	15	RAYMOND, Malachi	DeS 2.00	15	GREEN, Spencer	DeS 1
16	AMARE-HATCH	Tul 5	16	ROSAS, Jesus Agramon	Oco 2.00	16	GULENKO, Dennis	Mos 1
17	SISK, Sal	DeS 5	17	CORNEIL, Max	Sum 2.00	17	SIMON, Will	Sum 1
18	FERGUSON, Johnathan	Mos 4	18	SIMON, Will	Sum 2.00	18	WOODRUFF, Seactis	Nea 1
19	WOOD, Cohen	DeS 4	19	WYNNE, Franky	Wel 2.00	19	LAFONTAINE, Landon	Lum 1
20	TURNER, Kayden	Oco 4	20	CHAMBERS, Makyah	Nea 1.75	20	JIMMicum, LeAnthony	Nea 1
21	RITZMAN, Brody	Wil 4	21	GRINDY, Nolan	Alm 1.66	21	CUMMING, Daniel	Nea 1
22	CUMMING, Daniel	Nea 4	22	SISK, Sal	DeS 1.66	22	FILAN, Manning	DeS 1
23	WIMBERLY, Jodell	Nea 4	23	FLUKE, Nathan	Wil 1.66	23	LEE, Trevon	Lum 1
24	HODO, Trey	Sum 4	24	WOOD, Cohen	DeS 1.33	24	WIMBERLY, Jodell	Nea 1
25	PRIGMORE, Noah	Oco 4	25	RITZMAN, Brody	Wil 1.33	25	PRIEST, Michael	Oco 1
26	GRINDY, Max	Alm 3	26	PRIGMORE, Noah	Oco 1.33	26	PITTS, Brody	Alm 1
27	AUST, Brody	Wil 3	27	TURNER, Kayden	Oco 1.33	27	COLLIER, Lane	Gar 1

# CyberSports for Basketball - Tournament Leaders (Individual Totals)

## 2025 1B Boys State Basketball

Steals		Num	Steals		Avg	Blocks		Num			
1	GRAY, Jaylan	Tul	17	1	GRAY, Jaylan	Tul	4.25	1	GRINDY, Max	Alm	6
2	TOBY, Jerome	Lum	12	2	TOBY, Jerome	Lum	4.00	2	GULENKO, Max	Mos	5
3	CHAMBERS, Makyah	Nea	9	3	ANDERSON, Michael	Muc	4.00	3	GRAY, Jaylan	Tul	4
4	FERGUSON, Johnathan	Mos	8	4	WYNNE, Franky	Wel	4.00	4	MYLES-GILFORD, Xerxes	Tul	3
5	MYLES-GILFORD, Xerxes	Tul	7	5	HODO, Trey	Sum	3.00	5	CHAMBERS, Makyah	Nea	3
6	RAYMOND, Malachi	DeS	7	6	KORNDORFER, Cedar	Muc	3.00	6	GREEN, Spencer	DeS	2
7	WOODRUFF, Seactis	Nea	7	7	COLLIER, Lane	Gar	3.00	7	BEARD, Sonny	Oco	2
8	AMARE-HATCH	Tul	7	8	FERGUSON, Johnathan	Mos	2.67	8	SIMON, Will	Sum	2
9	WIMBERLY, Jodell	Nea	7	9	RAYMOND, Malachi	DeS	2.33	9	BACHAND, Davis	Tul	2
10	GRINDY, Nolan	Alm	6	10	CHAMBERS, Makyah	Nea	2.25	10	WOODRUFF, Seactis	Nea	2
11	REVEY, Karson	Lum	6	11	REVEY, Karson	Lum	2.00	11	CUMMING, Daniel	Nea	2
12	SWAN, Tyler	Nea	5	12	GRINDY, Nolan	Alm	2.00	12	WYNNE, Franky	Wel	2
13	WOOD, Cohen	DeS	5	13	CORNEIL, Max	Sum	2.00	13	LEE, Trevon	Lum	2
14	PITTS, Carter	Alm	5	14	CULLOYAH, Jayden	Wel	2.00	14	WIMBERLY, Jodell	Nea	2
15	FILAN, Maddox	DeS	5	15	MYLES-GILFORD, Xerxes	Tul	1.75	15	COLLIER, Lane	Gar	2
16	ROSAS, Jesus Agramon	Oco	5	16	AMARE-HATCH	Tul	1.75	16	HODO, Trey	Sum	2
17	GREEN, Spencer	DeS	4	17	WIMBERLY, Jodell	Nea	1.75	17	SWAN, Tyler	Nea	1
18	RITZMAN, Brody	Wil	4	18	WOODRUFF, Seactis	Nea	1.75	18	RAYMOND, Malachi	DeS	1
19	EDWARDS, Dyson	Lum	4	19	PITTS, Carter	Alm	1.66	19	PARKS, Davien	Tul	1
20	JIMMicum, LeAnthony	Nea	4	20	WOOD, Cohen	DeS	1.66	20	GULENKO, Dennis	Mos	1
21	WYNNE, Franky	Wel	4	21	FILAN, Maddox	DeS	1.66	21	EDWARDS, Dyson	Lum	1
22	ANDERSON, Michael	Muc	4	22	ROSAS, Jesus Agramon	Oco	1.66	22	LAFONTAINE, Landon	Lum	1
23	ROBERTSON, James	Mos	4	23	EDWARDS, Dyson	Lum	1.33	23	REVEY, Karson	Lum	1
24	BOOKER, Josh	Alm	3	24	GREEN, Spencer	DeS	1.33	24	ORR, Landon	Gar	1
25	GULENKO, Dennis	Mos	3	25	RITZMAN, Brody	Wil	1.33	25	LUSK, Lucas	Wil	1
26	BAYLESS, Tucker	Alm	3	26	ROBERTSON, James	Mos	1.33	26	TANGEANT, Andrew	Lum	1
27	CUMMING, Daniel	Nea	3	27	SWAN, Tyler	Nea	1.25	27	PRIEST, Michael	Oco	1
28	GREENE, Mathias	Nea	3	28	JIMMicum, LeAnthony	Nea	1.00	28	HOLTZINGER, Billy	DeS	1
29	CAST, Treyson	Mos	3	29	BOOKER, Josh	Alm	1.00	29	ROSAS, Jesus Agramon	Oco	1
30	SISK, Sal	DeS	3	30	BAYLESS, Tucker	Alm	1.00	30			
31	KORNDORFER, Cedar	Muc	3	31	SISK, Sal	DeS	1.00	31			
32	COLLIER, Lane	Gar	3	32	CAST, Treyson	Mos	1.00	32			
33	HODO, Trey	Sum	3	33	GULENKO, Dennis	Mos	1.00	33			
34	PARKS, Davien	Tul	2	34	BOB, Rayshawn	Lum	1.00	34			
35	GRINDY, Max	Alm	2	35	FORREST, Luke	Sum	1.00	35			

Turn Overs		Num	Fouls		Num	Minutes		Mins			
1	GRAY, Jaylan	Tul	13	1	WOODRUFF, Seactis	Nea	17	1	CHAMBERS, Makyah	Nea	123
2	FERGUSON, Johnathan	Mos	13	2	PARKS, Davien	Tul	12	2	MYLES-GILFORD, Xerxes	Tul	120
3	WELCH, Dalton	Oco	12	3	CHAMBERS, Makyah	Nea	12	3	GRAY, Jaylan	Tul	117
4	KING, Blane	Wil	11	4	BACHAND, Davis	Tul	12	4	PARKS, Davien	Tul	116
5	ROBERTSON, James	Mos	11	5	RITZMAN, Brody	Wil	12	5	BACHAND, Davis	Tul	112
6	SWAN, Tyler	Nea	10	6	GULENKO, Dennis	Mos	11	6	SWAN, Tyler	Nea	111
7	GRINDY, Nolan	Alm	10	7	CUMMING, Daniel	Nea	11	7	WIMBERLY, Jodell	Nea	109
8	CHAMBERS, Makyah	Nea	10	8	GRAY, Jaylan	Tul	10	8	WOODRUFF, Seactis	Nea	97
9	GULENKO, Dennis	Mos	10	9	MYLES-GILFORD, Xerxes	Tul	10	9	ROBERTSON, James	Mos	94
10	WIMBERLY, Jodell	Nea	10	10	GULENKO, Max	Mos	10	10	FERGUSON, Johnathan	Mos	93
11	ROSAS, Jesus Agramon	Oco	10	11	REVEY, Karson	Lum	9	11	GRINDY, Nolan	Alm	92
12	GREEN, Spencer	DeS	9	12	FILAN, Maddox	DeS	9	12	FLUKE, Nathan	Wil	91
13	AUST, Brody	Wil	9	13	LEE, Trevon	Lum	9	13	GULENKO, Max	Mos	91
14	GULENKO, Max	Mos	9	14	HOLTZINGER, Billy	DeS	9	14	GRINDY, Max	Alm	91
15	WOODRUFF, Seactis	Nea	9	15	KING, Blane	Wil	9	15	TOBY, Jerome	Lum	90
16	FILAN, Maddox	DeS	9	16	ROBERTSON, James	Mos	8	16	GREEN, Spencer	DeS	89
17	AMARE-HATCH	Tul	9	17	PRIGMORE, Noah	Oco	8	17	BOOKER, Josh	Alm	87
18	COLLIER, Lane	Gar	9	18	ROSAS, Jesus Agramon	Oco	8	18	RAYMOND, Malachi	DeS	86
19	PRIGMORE, Noah	Oco	9	19	FERGUSON, Johnathan	Mos	7	19	AUST, Brody	Wil	85
20	GRINDY, Max	Alm	8	20	GRINDY, Nolan	Alm	7	20	TURNER, Kayden	Oco	84
21	MYLES-GILFORD, Xerxes	Tul	7	21	GRINDY, Max	Alm	7	21	EDWARDS, Dyson	Lum	84
22	PARKS, Davien	Tul	7	22	JAMES, Deandre	Lum	7	22	JIMMicum, LeAnthony	Nea	83
23	FLUKE, Nathan	Wil	7	23	WELCH, Dalton	Oco	7	23	ROSAS, Jesus Agramon	Oco	82
24	PITTS, Carter	Alm	7	24	PITTS, Carter	Alm	7	24	WOOD, Cohen	DeS	82
25	EDWARDS, Dyson	Lum	6	25	FILAN, Manning	DeS	7	25	PRIGMORE, Noah	Oco	80
26	CUMMING, Daniel	Nea	6	26	SWAN, Tyler	Nea	6	26	WELCH, Dalton	Oco	78
27	CAST, Treyson	Mos	6	27	BOOKER, Josh	Alm	6	27	FILAN, Maddox	DeS	76

# CyberSports for Basketball - Tournament Leaders (Team Totals)

## 2025 1B Boys State Basketball

<b>Field Goal %</b>	<b>%</b>	<b>Field Goals</b>	<b>Num</b>	<b>3 Point %</b>
1 Tulalip Heritage	45.5	1 Tulalip Heritage	95	1 DeSales
2 Moses Lake Christian - Covenant Christia	44.1	2 Neah Bay	76	2 Almira Coulee Hartline
3 DeSales	42.4	3 DeSales	70	3 Tulalip Heritage
4 Almira Coulee Hartline	40.0	4 Lummi Nation	62	4 Lummi Nation
5 Neah Bay	39.8	5 Almira Coulee Hartline	62	5 Willapa Valley
6 Lummi Nation	38.5	6 Moses Lake Christian - Covenant Christia	60	6 Neah Bay
7 Muckleshoot Tribal	35.4	7 Willapa Valley	51	7 Muckleshoot Tribal
8 Garfield-Palouse	35.4	8 Ocosta	43	8 Ocosta
9 Willapa Valley	34.9	9 Summit Classical Christian	19	9 Garfield-Palouse
10Summit Classical Christian	32.8	10Muckleshoot Tribal	17	10Summit Classical Christian
11Ocosta	30.9	11Garfield-Palouse	17	11Moses Lake Christian - Covenant
12Wellpinit	22.8	12Wellpinit	13	12Wellpinit

<b>3 Point Goals</b>	<b>Num</b>	<b>Free Throw %</b>	<b>%</b>	<b>Free Throws</b>
1 Tulalip Heritage	24	1 Garfield-Palouse	76.9	1 Neah Bay
2 DeSales	21	2 DeSales	75.7	2 Tulalip Heritage
3 Lummi Nation	20	3 Almira Coulee Hartline	72.9	3 Almira Coulee Hartline
4 Neah Bay	19	4 Lummi Nation	69.4	4 Moses Lake Christian - Covenant
5 Almira Coulee Hartline	18	5 Ocosta	68.6	5 DeSales
6 Willapa Valley	14	6 Tulalip Heritage	65.5	6 Willapa Valley
7 Ocosta	11	7 Moses Lake Christian - Covenant Christia	64.2	7 Lummi Nation
8 Moses Lake Christian - Covenant Christia	5	8 Willapa Valley	61.0	8 Ocosta
9 Summit Classical Christian	4	9 Neah Bay	54.7	9 Garfield-Palouse
10Muckleshoot Tribal	4	10Summit Classical Christian	52.9	10Muckleshoot Tribal
11Wellpinit	3	11Wellpinit	50.0	11Wellpinit
12Garfield-Palouse	3	12Muckleshoot Tribal	42.9	12Summit Classical Christian

<b>Scoring</b>	<b>Num</b>	<b>Bench Scoring</b>	<b>Num</b>	<b>2nd Effort Points</b>
1 Tulalip Heritage	252	1 Neah Bay	37	1 Tulalip Heritage
2 Neah Bay	212	2 Lummi Nation	31	2 Almira Coulee Hartline
3 DeSales	189	3 DeSales	30	3 Neah Bay
4 Almira Coulee Hartline	177	4 Ocosta	21	4 Lummi Nation
5 Lummi Nation	169	5 Willapa Valley	20	5 Willapa Valley
6 Moses Lake Christian - Covenant Christia	159	6 Tulalip Heritage	18	6 Ocosta
7 Willapa Valley	141	7 Almira Coulee Hartline	15	7 DeSales
8 Ocosta	121	8 Muckleshoot Tribal	10	8 Moses Lake Christian - Covenant
9 Summit Classical Christian	51	9 Moses Lake Christian - Covenant Christia	7	9 Muckleshoot Tribal
10Muckleshoot Tribal	47	10Wellpinit	6	10Wellpinit
11Garfield-Palouse	47	11Summit Classical Christian	4	11Summit Classical Christian
12Wellpinit	38	12Garfield-Palouse	1	12Garfield-Palouse

<b>Points in the Paint</b>	<b>Num</b>	<b>Offensive Rebounds</b>	<b>Num</b>	<b>Defensive Rebounds</b>
1 Tulalip Heritage	86	1 Neah Bay	42	1 Neah Bay
2 Neah Bay	84	2 Willapa Valley	40	2 Ocosta
3 Moses Lake Christian - Covenant Christia	82	3 Tulalip Heritage	39	3 DeSales
4 DeSales	68	4 DeSales	33	4 Almira Coulee Hartline
5 Lummi Nation	62	5 Lummi Nation	33	5 Tulalip Heritage
6 Willapa Valley	52	6 Moses Lake Christian - Covenant Christia	32	6 Moses Lake Christian - Covenant
7 Ocosta	52	7 Almira Coulee Hartline	29	7 Lummi Nation
8 Almira Coulee Hartline	44	8 Ocosta	26	8 Willapa Valley
9 Garfield-Palouse	28	9 Wellpinit	13	9 Wellpinit
10Summit Classical Christian	26	10Summit Classical Christian	13	10Summit Classical Christian
11Muckleshoot Tribal	20	11Garfield-Palouse	11	11Garfield-Palouse
12Wellpinit	18	12Muckleshoot Tribal	10	12Muckleshoot Tribal

# CyberSports for Basketball - Tournament Leaders (Team Totals)

## 2025 1B Boys State Basketball

<b>Total Rebounds</b>		<b>Num</b>	<b>Defensive Assists</b>		<b>Num</b>	<b>Assists</b>
1	Neah Bay	134	1	Tulalip Heritage	17	1 DeSales
2	DeSales	117	2	Neah Bay	8	2 Tulalip Heritage
3	Tulalip Heritage	115	3	Almira Coulee Hartline	6	3 Almira Coulee Hartline
4	Ocosta	112	4	Willapa Valley	4	4 Lummi Nation
5	Almira Coulee Hartline	107	5	Ocosta	4	5 Neah Bay
6	Willapa Valley	100	6	DeSales	3	6 Willapa Valley
7	Moses Lake Christian - Covenant Christia	98	7	Lummi Nation	3	7 Ocosta
8	Lummi Nation	96	8	Moses Lake Christian - Covenant Christia	3	8 Moses Lake Christian - Covenant
9	Wellpinit	39	9	Summit Classical Christian	1	9 Garfield-Palouse
10	Summit Classical Christian	35	10	Garfield-Palouse	1	10Summit Classical Christian
11	Garfield-Palouse	32	11			11Muckleshoot Tribal
12	Muckleshoot Tribal	24	12			12Wellpinit

<b>Steals</b>		<b>Num</b>	<b>Blocks</b>		<b>Num</b>	<b>Turn Overs</b>
1	Neah Bay	40	1	Tulalip Heritage	10	1 Neah Bay
2	Tulalip Heritage	35	2	Neah Bay	10	2 Moses Lake Christian - Covenant
3	DeSales	29	3	Lummi Nation	6	3 Ocosta
4	Lummi Nation	27	4	Almira Coulee Hartline	6	4 Tulalip Heritage
5	Almira Coulee Hartline	20	5	Moses Lake Christian - Covenant Christia	6	5 Willapa Valley
6	Moses Lake Christian - Covenant Christia	20	6	DeSales	4	6 DeSales
7	Willapa Valley	10	7	Ocosta	4	7 Almira Coulee Hartline
8	Ocosta	10	8	Summit Classical Christian	4	8 Lummi Nation
9	Wellpinit	10	9	Garfield-Palouse	3	9 Garfield-Palouse
10	Muckleshoot Tribal	8	10	Wellpinit	2	10Summit Classical Christian
11	Summit Classical Christian	7	11	Willapa Valley	1	11Wellpinit
12	Garfield-Palouse	7	12			12Muckleshoot Tribal

<b>Fouls</b>		<b>Num</b>	<b>Productivity</b>		<b>Value</b>	<b>Charges Taken</b>
1	Tulalip Heritage	63	1	Tulalip Heritage	235	1 Lummi Nation
2	Neah Bay	60	2	DeSales	206	2 Willapa Valley
3	Moses Lake Christian - Covenant Christia	42	3	Neah Bay	197	3 Almira Coulee Hartline
4	Willapa Valley	42	4	Lummi Nation	189	4 DeSales
5	DeSales	41	5	Almira Coulee Hartline	186	5 Ocosta
6	Lummi Nation	39	6	Moses Lake Christian - Covenant Christia	141	6 Muckleshoot Tribal
7	Ocosta	38	7	Willapa Valley	106	7 Garfield-Palouse
8	Almira Coulee Hartline	36	8	Ocosta	94.5	8 Moses Lake Christian - Covenant
9	Muckleshoot Tribal	21	9	Summit Classical Christian	41.5	9
10	Wellpinit	17	10	Garfield-Palouse	33.5	10
11	Garfield-Palouse	16	11	Muckleshoot Tribal	29.0	11
12	Summit Classical Christian	13	12	Wellpinit	19.0	12

# CyberSports for Basketball - Tournament Leaders (Media)

## 2025 1B Boys State Basketball

<b>Scoring</b>		<b>G</b>	<b>FG</b>	<b>3FG</b>	<b>FT</b>	<b>PTS</b>	<b>Avg</b>	<b>Field Goal %</b>	<b>G</b>	<b>FG</b>	<b>FGA</b>	<b>Pct</b>	
1. Jake Gledhill	Sum	1	6	3	3	24	24.0	1. Kamiakin Offord	Muc	1	3	4	.750
2. Johnathan Ferguson	Mos	3	24	3	11	68	22.7	2. Daniel Cumming	Nea	4	5	7	.714
3. Spencer Green	DeS	3	9	11	9	60	20.0	3. Treyson Kast	Mos	3	6	9	.666
4. Davien Parks	Tul	4	22	6	14	76	19.0	4. Deandre James	Lum	3	8	13	.615
5. Max Grindy	Alm	3	17	5	6	55	18.3	5. Brody Aust	Wil	3	12	20	.600
6. Jerome Toby	Lum	3	13	6	9	53	17.7	6. Jaylan Gray	Tul	4	21	38	.552
7. Nolan Grindy	Alm	3	8	9	9	52	17.3	7. Xerxes Myles-gilford	Tul	4	23	42	.547
8. Tyler Swan	Nea	4	15	6	17	65	16.3	8. Seactis Woodruff	Nea	4	16	31	.516
9. Will Simon	Sum	1	6	0	4	16	16.0	9. Josh Booker	Alm	3	14	28	.500
10. Nathan Fluke	Wil	3	5	11	4	47	15.7	10. Michael Anderson	Muc	1	3	6	.500
11. Bryce Pfaff	Gar	1	6	0	3	15	15.0						
12. Jaylan Gray	Tul	4	16	5	12	59	14.8	<b>Three Pt FG %</b>	<b>G</b>	<b>3Pt</b>	<b>3PA</b>	<b>Pct</b>	
13. Josh Booker	Alm	3	12	2	10	40	13.3	1. Nolan Grindy	Alm	3	9	18	.500
14. Xerxes Myles-gilford	Tul	4	22	1	5	52	13.0	2. Spencer Green	DeS	3	11	24	.458
15. Lane Collier	Gar	1	2	3	0	13	13.0	3. Amare-Hatch	Tul	4	5	11	.454
16. Franky Wynne	Wel	1	3	2	1	13	13.0	4. Davis Bachand	Tul	4	6	14	.428
17. Kayden Turner	Oco	3	7	6	6	38	12.7	5. Maddox Filan	DeS	3	5	12	.416
18. Makyah Chambers	Nea	4	13	2	14	46	11.5	6. Josh Booker	Alm	3	2	5	.400
19. Payton Brown	Muc	1	2	2	1	11	11.0	7. Dalton Welch	Oco	3	2	5	.400
20. Cohen Wood	DeS	3	14	0	3	31	10.3	8. Treyson Kast	Mos	3	2	5	.400
								9. Nathan Fluke	Wil	3	11	30	.366
								10. Landon LaFontaine	Lum	3	6	17	.352
<b>Rebounding</b>		<b>G</b>	<b>Off</b>	<b>Def</b>	<b>Rebs</b>	<b>Avg</b>	<b>Free Throw %</b>	<b>G</b>	<b>FT</b>	<b>FTA</b>	<b>Pct</b>		
1. Will Simon	Sum	1	5	7	12	12.0	1. Brendan Snekvik	Gar	1	5	5	.1000	
2. Franky Wynne	Wel	1	3	7	10	10.0	2. Dyson Edwards	Lum	3	4	4	.1000	
3. Sonny Beard	Oco	2	1	18	19	9.5	3. Jake Warwick	DeS	3	4	4	.1000	
4. Malachi Raymond	DeS	3	7	19	26	8.7	4. Blane King	Wil	3	4	4	.1000	
5. Nolan Grindy	Alm	3	3	21	24	8.0	5. Nolan Grindy	Alm	3	9	10	.900	
6. Johnathan Ferguson	Mos	3	9	15	24	8.0	6. Davien Parks	Tul	4	14	16	.875	
7. Max Grindy	Alm	3	5	18	23	7.7	7. Deandre James	Lum	3	7	8	.875	
8. Kayden Turner	Oco	3	4	19	23	7.7	8. Tucker Bayless	Alm	3	6	7	.857	
9. Dalton Welch	Oco	3	5	17	22	7.3	9. Malachi Raymond	DeS	3	6	7	.857	
10. Tyler Swan	Nea	4	7	21	28	7.0	10. Johnathan Ferguson	Mos	3	11	13	.846	
11. Brody Ritzman	Wil	3	8	13	21	7.0							
12. Brendan Snekvik	Gar	1	1	6	7	7.0	<b>Assists</b>	<b>G</b>	<b>Asst</b>	<b>Avg</b>			
13. Xerxes Myles-gilford	Tul	4	9	18	27	6.8	1. Trey Hodo	Sum	1	4	4.0		
14. Max Gulenko	Mos	3	7	13	20	6.7	2. Jaylan Gray	Tul	4	14	3.5		
15. Dennis Gulenko	Mos	3	6	13	19	6.3	3. Jerome Toby	Lum	3	10	3.3		
16. Deandre James	Lum	3	7	11	18	6.0	4. Carter Pitts	Alm	3	10	3.3		
17. Manning Filan	DeS	3	5	12	17	5.7	5. Cedar Korndorfer	Muc	1	3	3.0		
18. Spencer Green	DeS	3	3	13	16	5.3	6. Brendan Snekvik	Gar	1	3	3.0		
19. Cohen Wood	DeS	3	7	9	16	5.3	7. Lane Collier	Gar	1	3	3.0		
20. Brody Aust	Wil	3	9	7	16	5.3	8. Spencer Green	DeS	3	8	2.7		
							9. Dyson Edwards	Lum	3	7	2.3		
							10. James Robertson	Mos	3	7	2.3		
<b>Blocks</b>		<b>G</b>	<b>Blks</b>	<b>Avg</b>	<b>Steals</b>	<b>G</b>	<b>Stls</b>	<b>Avg</b>					
1. Max Grindy	Alm	3	6	2.0	1. Jaylan Gray	Tul	4	17	4.2				
2. Will Simon	Sum	1	2	2.0	2. Jerome Toby	Lum	3	12	4.0				
3. Trey Hodo	Sum	1	2	2.0	3. Michael Anderson	Muc	1	4	4.0				
4. Lane Collier	Gar	1	2	2.0	4. Franky Wynne	Wel	1	4	4.0				
5. Franky Wynne	Wel	1	2	2.0	5. Trey Hodo	Sum	1	3	3.0				
6. Max Gulenko	Mos	3	5	1.7	6. Cedar Korndorfer	Muc	1	3	3.0				
7. Jaylan Gray	Tul	4	4	1.0	7. Lane Collier	Gar	1	3	3.0				
8. Sonny Beard	Oco	2	2	1.0	8. Johnathan Ferguson	Mos	3	8	2.7				
9. Landon Orr	Gar	1	1	1.0	9. Malachi Raymond	DeS	3	7	2.3				
10. Xerxes Myles-gilford	Tul	4	3	0.8	10. Makyah Chambers	Nea	4	9	2.2				

# WIAA Basketball - Game Box Score

## Tulalip Heritage vs. Summit Classical Christian

**Date: 3/05/2025 Time: 15:45 PM Site: Spokane Arena Attendance: 300**

### Visitors: Summit Classical Christian

##	Name	P	TFG	2FG	3 Pt	FT	PTS	ORB	DRB	TR	PF	FD	AST	AA	TO	BS	ST	DA	MIN
10	* Max Corneil		0/1	0/1	0/0	0/0	0	1	3	4	2	1	2	0	1	0	2	0	32:00
12	Luke Forrest		0/0	0/0	0/0	0/0	0	1	0	1	0	0	0	0	0	0	1	0	1:15
13	* Hudson Gledhill		0/3	0/1	0/2	0/0	0	0	3	3	2	0	0	0	1	0	1	0	30:45
21	* Will Simon		6/14	6/14	0/0	4/5	16	5	7	12	1	4	2	0	2	2	0	1	30:45
22	* Jake Gledhill		9/19	6/6	3/13	3/6	24	1	3	4	1	4	0	0	3	0	0	0	30:45
23	* Trey Hodo		3/18	2/8	1/10	0/2	7	2	3	5	5	4	4	0	4	2	3	0	29:19
30	Aidan Ray		1/3	1/3	0/0	1/2	3	1	0	1	0	1	0	0	0	0	0	0	1:15
33	Cameron Milojevich		0/0	0/0	0/0	0/0	0	0	0	0	0	1	0	0	0	0	0	0	1:15
35	Kaden Brady		0/0	0/0	0/0	1/2	1	0	0	0	3	1	0	0	0	0	0	0	2:41
	Team							2	3	5									
	<b>Totals</b>		<b>19/58</b>	<b>15/33</b>	<b>4/25</b>	<b>9/17</b>	<b>51</b>	<b>13</b>	<b>22</b>	<b>35</b>	<b>14</b>	<b>16</b>	<b>8</b>	<b>0</b>	<b>11</b>	<b>4</b>	<b>7</b>	<b>1</b>	<b>160</b>
	<b>2 PT FG</b>	1st Half	7/12	58.3%	2nd Half	8/21	38.1%	Game	15/33	45.5%									
	<b>3 PT FG</b>	1st Half	2/13	15.4%	2nd Half	2/12	16.7%	Game	4/25	16.0%									
	<b>Free Throws</b>	1st Half	3/8	37.5%	2nd Half	6/9	66.7%	Game	9/17	52.9%									

### Home: Tulalip Heritage

##	Name	P	TFG	2FG	3 Pt	FT	PTS	ORB	DRB	TR	PF	FD	AST	AA	TO	BS	ST	DA	MIN
0	* Xerxes Myles-gilford	SF	5/13	5/12	0/1	2/2	12	4	10	14	2	1	4	0	1	1	1	1	30:45
1	* Amare-Hatch	PG	2/9	0/5	2/4	2/2	8	0	1	1	2	2	3	0	2	0	2	0	19:44
3	* Jaylan Gray	SG	4/9	4/7	0/2	5/8	13	2	7	9	1	5	2	0	3	3	6	1	30:45
4	* Davien Parks	SG	7/17	6/11	1/6	4/4	19	2	4	6	2	2	0	0	2	0	0	0	28:21
12	* Davis Bachand	PG	6/9	4/6	2/3	0/0	14	3	1	4	5	1	1	0	0	0	0	0	23:50
14	James Jones	SF	0/0	0/0	0/0	0/0	0	0	0	0	1	0	0	0	0	0	0	0	1:15
15	Tokala Black Tomahawk	SF	0/3	0/1	0/2	1/2	1	2	3	5	1	1	0	0	2	0	0	0	19:59
22	Lennox Luong	SF	1/1	0/0	1/1	0/0	3	0	0	0	0	0	0	0	0	0	0	0	1:15
24	Deveyon Wells	SF	0/1	0/1	0/0	0/0	0	0	0	0	2	0	0	0	0	0	0	0	1:15
32	Peyton Hatch	PF	0/0	0/0	0/0	0/0	0	0	0	0	0	0	1	0	0	0	0	0	1:15
33	Ry Dumont	C	0/0	0/0	0/0	0/0	0	0	0	0	0	0	0	0	0	0	0	0	DNP
35	Aloisius Williams	SG	0/0	0/0	0/0	0/0	0	0	0	0	0	0	0	0	1	0	0	0	1:15
	Team							4	3	7									
	<b>Totals</b>		<b>25/62</b>	<b>19/43</b>	<b>6/19</b>	<b>14/18</b>	<b>70</b>	<b>17</b>	<b>29</b>	<b>46</b>	<b>16</b>	<b>12</b>	<b>11</b>	<b>0</b>	<b>11</b>	<b>4</b>	<b>9</b>	<b>2</b>	<b>159:39</b>
	<b>2 PT FG</b>	1st Half	11/23	47.8%	2nd Half	8/20	40.0%	Game	19/43	44.2%									
	<b>3 PT FG</b>	1st Half	4/13	30.8%	2nd Half	2/6	33.3%	Game	6/19	31.6%									
	<b>Free Throws</b>	1st Half	1/2	50.0%	2nd Half	13/16	81.3%	Game	14/18	77.8%									

	Sum	Tul		Sum	Tul		Sum	Tul
Free Throw Pts	9	14	3Pt Points	12	18	Pts/Possession	0.79	1.09
Pts off Turnovers	8	18	2nd Chance Points	7	15	Pts off Bench	4	4
Total Rebounds	35	46	Team Rebounds	5	7	Dead Ball Reb	5	2
Off Rebound %	31.0	43.6	Def Rebound %	56.4	69.0	Total Rebound %	43.2	56.8
3Pt Efficiency	-14.3	+2.1	Def. Stops	33	40	Pts/Shot	0.77	0.98
Effective FG%	36.2	45.2	FT Rate	0.15	0.22	Points in Paint	20	20
Technical Fouls	<b>Sum</b>	T Hodo						
	<b>Tul</b>	None						
Officials	Unknown, ,							

	Qtr 1	Qtr 2	Qtr 3	Qtr 4	OT 1	OT 2	OT 3	OT 4	Total
<b>Summit Classical Christian</b>	11	12	14	14	0	0	0	0	<b>51</b>
<b>Tulalip Heritage</b>	19	16	14	21	0	0	0	0	<b>70</b>

**Largest Lead** Tul 70 Sum 48 (22 pts) **Lead Changes** 2 **Number of Ties** 1  
**Longest Run** Tul 14-2 Sum 12-2  
**Comments:** State 1B Boys Round of 12 Game 9

# WIAA Basketball - Game Box Score

**Moses Lake Christian - Covenant Christia vs. Muckleshoot Tribal**  
**Date: 3/05/2025 Time: 17:45 PM Site: Unknown Attendance: 500**

### Visitors: Muckleshoot Tribal

##	Name	P	TFG	2FG	3 Pt	FT	PTS	ORB	DRB	TR	PF	FD	AST	AA	TO	BS	ST	DA	MIN
1	Truth McDaniel	G	1/2	0/0	1/2	0/0	3	0	3	3	1	1	0	0	1	0	0	0	10:09
3	* Michael Anderson	PG	3/6	3/6	0/0	4/7	10	0	0	0	2	7	1	0	0	0	4	0	28:28
4	Kai Williams	F	0/0	0/0	0/0	0/0	0	0	0	0	0	0	0	0	0	0	0	0	0:17
5	* Evan Thompson	G	2/4	2/2	0/2	0/0	4	2	2	4	3	0	0	0	0	0	0	0	31:13
11	James Lester	F	0/0	0/0	0/0	0/0	0	0	0	0	0	0	0	0	0	0	0	0	DNP
12	* Cedar Korndorfer	F	3/9	3/5	0/4	1/5	7	1	2	3	3	3	3	0	1	0	3	0	28:22
14	Jordan McDaniel	P	0/1	0/1	0/0	0/0	0	1	0	1	2	0	0	0	0	0	0	0	5:39
15	Westin Sam	F	0/1	0/0	0/1	0/0	0	0	1	1	0	0	0	0	0	0	0	0	0:47
20	* Rylee Markantonatos	G	1/4	0/1	1/3	2/4	5	1	0	1	2	2	0	0	1	0	0	0	20:06
23	* Payton Brown	G	4/17	2/10	2/7	1/3	11	1	4	5	5	2	1	0	3	0	1	0	22:01
42	Kamiakin Offord	P	3/4	3/4	0/0	1/2	7	2	1	3	3	1	0	0	2	0	0	0	12:58
44	Taevin Jansen	F	0/0	0/0	0/0	0/0	0	0	0	0	0	0	0	0	0	0	0	0	DNP
Team								2	1	3									
<b>Totals</b>			<b>17/48</b>	<b>13/29</b>	<b>4/19</b>	<b>9/21</b>	<b>47</b>	<b>10</b>	<b>14</b>	<b>24</b>	<b>21</b>	<b>16</b>	<b>5</b>	<b>0</b>	<b>8</b>	<b>0</b>	<b>8</b>	<b>0</b>	<b>160</b>
<b>2 PT FG</b>			1st Half	5/12	41.7%	2nd Half	8/17	47.1%	Game	13/29	44.8%								
<b>3 PT FG</b>			1st Half	2/9	22.2%	2nd Half	2/10	20.0%	Game	4/19	21.1%								
<b>Free Throws</b>			1st Half	5/8	62.5%	2nd Half	4/13	30.8%	Game	9/21	42.9%								

### Home: Moses Lake Christian - Covenant Christia

##	Name	P	TFG	2FG	3 Pt	FT	PTS	ORB	DRB	TR	PF	FD	AST	AA	TO	BS	ST	DA	MIN
10	Levi North	G	0/0	0/0	0/0	0/0	0	1	0	1	0	0	0	0	0	0	0	0	5:19
12	* Treyson Kast	G	5/5	4/4	1/1	0/0	11	1	2	3	2	2	0	0	2	0	0	0	25:54
14	* James Robertson	PG/G	1/3	1/2	0/1	1/2	3	1	3	4	2	2	5	0	0	0	2	0	31:13
20	* Max Gulenko	F/G	2/8	2/7	0/1	4/4	8	3	5	8	3	7	1	0	6	2	0	1	29:06
22	Antonio Serrato	G	0/0	0/0	0/0	0/0	0	0	0	0	1	0	0	0	0	0	0	0	0:47
24	* Johnathan Ferguson	G	6/14	4/7	2/7	2/3	16	3	6	9	3	2	2	0	4	0	2	0	31:13
30	Roman Gulenko	F	2/3	2/3	0/0	0/2	4	2	3	5	2	1	1	0	0	0	0	0	10:55
32	* Dennis Gulenko	F	5/10	5/10	0/0	2/5	12	0	6	6	5	4	2	0	2	0	0	0	22:25
34	Kevin Jorgensen	G	0/0	0/0	0/0	0/0	0	0	0	0	0	0	0	0	0	0	0	0	0:47
42	Ben Bishop	P	0/0	0/0	0/0	0/0	0	0	0	0	0	0	0	0	0	0	0	0	0:47
44	Jep Johnson	G	1/1	1/1	0/0	1/2	3	0	0	0	0	1	0	0	0	0	0	0	0:47
50	Seth Jensen	F	0/0	0/0	0/0	0/0	0	0	0	0	0	0	0	0	0	0	0	0	0:47
Team								1	2	3									
<b>Totals</b>			<b>22/44</b>	<b>19/34</b>	<b>3/10</b>	<b>10/18</b>	<b>57</b>	<b>12</b>	<b>27</b>	<b>39</b>	<b>18</b>	<b>19</b>	<b>11</b>	<b>0</b>	<b>14</b>	<b>2</b>	<b>4</b>	<b>1</b>	<b>160</b>
<b>2 PT FG</b>			1st Half	7/15	46.7%	2nd Half	12/19	63.2%	Game	19/34	55.9%								
<b>3 PT FG</b>			1st Half	1/5	20.0%	2nd Half	2/5	40.0%	Game	3/10	30.0%								
<b>Free Throws</b>			1st Half	4/8	50.0%	2nd Half	6/10	60.0%	Game	10/18	55.6%								

Free Throw Pts	Muc	Mos	3Pt Points	Muc	Mos	Pts/Possession	Muc	Mos
	9	10		12	9		0.85	1.05
Pts off Turnovers			2nd Chance Points					
	12	7		12	4	Pts off Bench	10	7
Total Rebounds			Team Rebounds					
	24	39		3	3	Dead Ball Reb	6	4
Off Rebound %			Def Rebound %					
	27.0	46.2		53.8	73.0	Total Rebound %	38.1	61.9
3Pt Efficiency			Def. Stops					
	-8.8	-7.3		28	35	Pts/Shot	0.81	1.07
Effective FG%			FT Rate					
	39.6	53.4		0.18	0.22	Points in Paint	30	38

Technical Fouls **Muc** None  
**Mos** None

Officials Unknown

	Qtr 1	Qtr 2	Qtr 3	Qtr 4	OT 1	OT 2	OT 3	OT 4	Total
<b>Muckleshoot Tribal</b>	11	10	13	13	0	0	0	0	<b>47</b>
<b>Moses Lake Christian - Covenant Christia</b>	9	12	16	20	0	0	0	0	<b>57</b>

**Largest Lead** Mos 52 Muc 38 (14 pts) **Lead Changes** 7

**Number of Ties** 9

**Longest Run** Mos 15-1 Muc 10-3

**Comments:** Moses Lake Christian vs. Muckleshoot

# WIAA Basketball - Game Box Score

## Neah Bay vs. Garfield-Palouse

**Date: 3/05/2025 Time: 19:15 PM Site: Unknown Attendance: Unknown**

### Visitors: Garfield-Palouse

##	Name	P	TFG	2FG	3 Pt	FT	PTS	ORB	DRB	TR	PF	FD	AST	AA	TO	BS	ST	DA	MIN	
2	Cason Sperber	G	0/0	0/0	0/0	0/0	0	0	0	0	0	0	0	0	0	0	0	0	0	DNP
3	Ayden Bassler	G	0/0	0/0	0/0	0/0	0	0	0	0	0	0	0	0	0	0	0	0	0	DNP
10	Cooper Wells	G	0/0	0/0	0/0	0/0	0	0	0	0	0	0	0	0	0	0	0	0	0	DNP
11	* Liam Cook	G	2/7	2/6	0/1	1/2	5	4	1	5	5	3	1	0	2	0	1	0	24:56	
12	* Brendan Snekvik	G	0/1	0/0	0/1	5/5	5	1	6	7	1	2	3	0	3	0	1	0	25:39	
14	Kieran Snekvik	G	0/1	0/1	0/0	1/2	1	0	1	1	3	2	1	0	0	0	1	0	14:30	
20	Riley Pfaff	G	0/0	0/0	0/0	0/0	0	0	0	0	0	0	0	0	0	0	0	0	2:03	
21	* Landon Orr	P	4/9	4/7	0/2	0/0	8	1	4	5	0	1	1	0	2	1	1	0	32:00	
22	Preston Olson	G	0/0	0/0	0/0	0/0	0	0	0	0	0	0	0	0	0	0	0	0	DNP	
23	* Bryce Pfaff	G	6/13	6/10	0/3	3/4	15	1	1	2	3	3	0	0	1	0	0	0	28:52	
24	* Lane Collier	G	5/17	2/8	3/9	0/0	13	0	3	3	4	0	3	0	9	2	3	1	32:00	
30	Eldyn Fiscus	P	0/0	0/0	0/0	0/0	0	0	0	0	0	0	0	0	0	0	0	0	DNP	
Team									4	5	9									
<b>Totals</b>			<b>17/48</b>	<b>14/32</b>	<b>3/16</b>	<b>10/13</b>	<b>47</b>	<b>11</b>	<b>21</b>	<b>32</b>	<b>16</b>	<b>11</b>	<b>9</b>	<b>0</b>	<b>17</b>	<b>3</b>	<b>7</b>	<b>1</b>	<b>160</b>	
<b>2 PT FG</b>			1st Half	7/11	63.6%	2nd Half	7/21	33.3%	Game	14/32	43.8%									
<b>3 PT FG</b>			1st Half	3/8	37.5%	2nd Half	0/8	0.00%	Game	3/16	18.8%									
<b>Free Throws</b>			1st Half	4/6	66.7%	2nd Half	6/7	85.7%	Game	10/13	76.9%									

### Home: Neah Bay

##	Name	P	TFG	2FG	3 Pt	FT	PTS	ORB	DRB	TR	PF	FD	AST	AA	TO	BS	ST	DA	MIN	
1	* Jodell Wimberly	G	1/6	1/4	0/2	0/0	2	2	1	3	1	0	2	0	3	0	5	0	29:41	
2	Tommy Sawyer	G	1/2	1/1	0/1	0/2	2	1	1	2	1	1	0	0	0	0	1	0	2:57	
3	* Makyah Chambers	PG	6/15	6/11	0/4	6/7	18	1	2	3	2	5	0	0	2	0	5	0	32:00	
11	Riah Greene	G	0/0	0/0	0/0	0/0	0	0	0	0	0	0	0	0	0	0	0	0	DNP	
12	Daniel Cumming	Post	1/1	1/1	0/0	0/2	2	1	3	4	4	1	2	0	2	1	0	0	12:22	
13	* Seactis Woodruff	Post	5/8	5/7	0/1	0/1	10	1	2	3	5	0	1	0	2	1	2	1	25:50	
20	Josh Barton	G	0/0	0/0	0/0	0/0	0	0	0	0	0	0	0	0	0	0	0	0	DNP	
21	* LeAnthony Jimmicum	F	2/3	1/1	1/2	2/3	7	0	0	0	0	3	0	0	1	0	0	0	20:08	
24	* Tyler Swan	F	3/7	1/2	2/5	4/6	12	0	5	5	2	4	0	0	1	0	2	0	25:46	
32	Jontae Akin	G	0/0	0/0	0/0	0/0	0	0	0	0	0	0	0	0	0	0	0	0	DNP	
34	Eugene Ray	F	0/0	0/0	0/0	0/0	0	0	0	0	0	0	0	0	0	0	0	0	DNP	
40	Mathias Greene	F	2/5	1/2	1/3	0/0	5	2	2	4	0	0	1	0	1	0	1	0	11:16	
Team									1	5	6									
<b>Totals</b>			<b>21/47</b>	<b>17/29</b>	<b>4/18</b>	<b>12/21</b>	<b>58</b>	<b>9</b>	<b>21</b>	<b>30</b>	<b>15</b>	<b>14</b>	<b>6</b>	<b>0</b>	<b>13</b>	<b>2</b>	<b>16</b>	<b>1</b>	<b>160</b>	
<b>2 PT FG</b>			1st Half	9/18	50.0%	2nd Half	8/11	72.7%	Game	17/29	58.6%									
<b>3 PT FG</b>			1st Half	1/9	11.1%	2nd Half	3/9	33.3%	Game	4/18	22.2%									
<b>Free Throws</b>			1st Half	0/3	0.00%	2nd Half	12/18	66.7%	Game	12/21	57.1%									

Free Throw Pts	Gar 10	Nea 12	3Pt Points	Gar 9	Nea 12	Pts/Possession	Gar 0.78	Nea 0.96
Pts off Turnovers	Gar 5	Nea 21	2nd Chance Points	Gar 4	Nea 6	Pts off Bench	Gar 1	Nea 9
Total Rebounds	Gar 32	Nea 30	Team Rebounds	Gar 9	Nea 6	Dead Ball Reb	Gar 2	Nea 4
Off Rebound %	Gar 34.4	Nea 30.0	Def Rebound %	Gar 70.0	Nea 65.6	Total Rebound %	Gar 51.6	Nea 48.4
3Pt Efficiency	Gar -10.4	Nea -16.9	Def. Stops	Gar 34	Nea 38	Pts/Shot	Gar 0.87	Nea 1.01
Effective FG%	Gar 38.5	Nea 48.9	FT Rate	Gar 0.20	Nea 0.25	Points in Paint	Gar 26	Nea 32

Technical Fouls: Gar None, Nea None

Officials: Unknown

	Qtr 1	Qtr 2	Qtr 3	Qtr 4	OT 1	OT 2	OT 3	OT 4	Total
Garfield-Palouse	13	14	12	8	0	0	0	0	47
Neah Bay	10	11	21	16	0	0	0	0	58

**Largest Lead:** Neah 58 Gar 45 (13 pts) **Lead Changes:** 5 **Number of Ties:** 3

**Longest Run:** Neah 12-1 Gar 8-0

**Comments:** None

# WIAA Basketball - Game Box Score

## Ocosta vs. Wellpinit

**Date: 3/05/2025 Time: 21:00 PM Site: Unknown Attendance: 500**

### Visitors: Wellpinit

##	Name	P	TFG	2FG	3 Pt	FT	PTS	ORB	DRB	TR	PF	FD	AST	AA	TO	BS	ST	DA	MIN	
0	* Adam Moyer		1/10	1/2	0/8	0/0	2	1	3	4	3	0	0	0	0	0	1	0	22:50	
4	Josh Park		0/0	0/0	0/0	0/0	0	0	0	0	0	0	0	0	0	0	0	0	DNP	
5	Jacoby Flett		0/1	0/0	0/1	0/0	0	1	1	2	1	0	0	0	0	0	1	0	7:09	
10	Julian Rima		0/0	0/0	0/0	0/0	0	0	0	0	0	0	0	0	0	0	0	0	0:31	
11	* Franky Wynne		5/19	3/13	2/6	1/4	13	3	7	10	3	2	2	0	3	2	4	0	32:00	
14	Dakota Thomas		0/0	0/0	0/0	0/0	0	0	0	0	0	0	0	0	0	0	0	0	DNP	
15	* Carter Hughes		2/3	2/2	0/1	6/8	10	2	2	4	2	4	0	0	4	0	1	0	27:39	
21	Jayden Cullooyah		2/6	1/2	1/4	1/4	6	0	5	5	3	2	0	0	1	0	2	0	23:03	
23	Isaac Park		0/0	0/0	0/0	0/0	0	0	0	0	0	0	0	0	0	0	0	0	DNP	
30	Dane Lone Bear		0/0	0/0	0/0	0/0	0	0	0	0	0	0	0	0	0	0	0	0	1:14	
32	* Lyle Norman		3/10	3/8	0/2	1/2	7	3	2	5	5	1	0	0	1	0	0	0	15:28	
33	* Cruz Leyva		0/5	0/2	0/3	0/0	0	0	1	1	0	1	1	0	0	0	1	0	29:43	
45	Quintin Kieffer		0/3	0/0	0/3	0/0	0	0	0	0	0	0	0	0	0	0	0	0	0:23	
<b>Team</b>									3	5	8									
<b>Totals</b>			<b>13/57</b>	<b>10/29</b>	<b>3/28</b>	<b>9/18</b>	<b>38</b>	<b>13</b>	<b>26</b>	<b>39</b>	<b>17</b>	<b>10</b>	<b>3</b>	<b>0</b>	<b>9</b>	<b>2</b>	<b>10</b>	<b>0</b>	<b>160</b>	
<b>2 PT FG</b>			1st Half	7/16	43.8%	2nd Half	3/13	23.1%	Game	10/29	34.5%									
<b>3 PT FG</b>			1st Half	0/8	0.00%	2nd Half	3/20	15.0%	Game	3/28	10.7%									
<b>Free Throws</b>			1st Half	4/8	50.0%	2nd Half	5/10	50.0%	Game	9/18	50.0%									

### Home: Ocosta

##	Name	P	TFG	2FG	3 Pt	FT	PTS	ORB	DRB	TR	PF	FD	AST	AA	TO	BS	ST	DA	MIN	
0	* Jesus Agramon Rosas	G	2/8	2/7	0/1	2/2	6	1	3	4	2	1	3	0	0	0	3	0	29:25	
1	* Dalton Welch	G	5/9	3/6	2/3	1/2	13	2	2	4	3	2	1	0	5	0	1	0	29:37	
2	Luis Solis	G	1/2	1/1	0/1	2/2	4	0	1	1	0	1	1	0	1	0	0	0	10:20	
3	Bryce Bottelson	G	0/0	0/0	0/0	0/0	0	0	0	0	0	0	0	0	0	0	0	0	DNP	
5	* Noah Prigmore	G	1/5	0/1	1/4	0/0	3	0	2	2	1	3	2	0	2	0	0	0	27:57	
12	Logan White	P	0/0	0/0	0/0	0/0	0	0	0	0	0	0	0	0	0	0	0	0	DNP	
13	Bryan Ceja	P	0/0	0/0	0/0	0/0	0	0	0	0	0	0	0	0	0	0	0	0	DNP	
14	* Kayden Turner	G	4/15	1/5	3/10	0/0	11	2	8	10	2	0	2	0	1	0	0	0	29:27	
15	* Sonny Beard	P	4/11	4/11	0/0	3/5	11	1	17	18	1	9	1	0	2	1	0	1	31:09	
23	Michael Priest	P	0/0	0/0	0/0	0/0	0	1	0	1	0	0	0	0	0	0	0	0	1:14	
25	Korbin Turner	P	0/0	0/0	0/0	0/0	0	0	0	0	0	0	0	0	0	0	0	0	DNP	
30	Matthew Wyland	P	0/0	0/0	0/0	0/0	0	0	0	0	1	0	0	0	1	0	0	0	0:51	
<b>Team</b>									2	3	5									
<b>Totals</b>			<b>17/50</b>	<b>11/31</b>	<b>6/19</b>	<b>8/11</b>	<b>48</b>	<b>9</b>	<b>36</b>	<b>45</b>	<b>10</b>	<b>16</b>	<b>10</b>	<b>0</b>	<b>12</b>	<b>1</b>	<b>4</b>	<b>1</b>	<b>160</b>	
<b>2 PT FG</b>			1st Half	6/14	42.9%	2nd Half	5/17	29.4%	Game	11/31	35.5%									
<b>3 PT FG</b>			1st Half	2/11	18.2%	2nd Half	4/8	50.0%	Game	6/19	31.6%									
<b>Free Throws</b>			1st Half	3/5	60.0%	2nd Half	5/6	83.3%	Game	8/11	72.7%									

Free Throw Pts	Wel	Oco	3Pt Points	Wel	Oco	Pts/Possession	Wel	Oco
Pts off Turnovers	9	8	11	10	0.61	0.82		
Total Rebounds	14	9	8	5	6	4		
Off Rebound %	39	45	8	5	3	1		
3Pt Efficiency	26.5	25.7	74.3	73.5	46.4	53.6		
Effective FG%	-12.3	+7.9	38	45	0.57	0.87		
Technical Fouls	25.4	40.0	0.15	0.16	20	20		
Officials	Wel		None					
	Oco		None					
	Unknown							

	Qtr 1	Qtr 2	Qtr 3	Qtr 4	OT 1	OT 2	OT 3	OT 4	Total
Wellpinit	11	7	13	7	0	0	0	0	38
Ocosta	9	12	16	11	0	0	0	0	48

**Largest Lead** Oco 34 Wel 23 (11 pts) **Lead Changes** 5 **Number of Ties** 6  
**Longest Run** Oco 13-2 Wel 9-3  
**Comments:** None

# WIAA Basketball - Game Box Score

## DeSales vs. Tulalip Heritage

**Date: 3/06/2025 Time: 3:45 PM Site: Unknown Attendance: 1000**

### Visitors: Tulalip Heritage

##	Name	P	TFG	2FG	3 Pt	FT	PTS	ORB	DRB	TR	PF	FD	AST	AA	TO	BS	ST	DA	MIN
0	* Xerxes Myles-gilford	SF	5/10	5/8	0/2	0/0	10	5	4	9	2	0	1	0	1	1	1	1	28:37
1	* Amare-Hatch	PG	0/4	0/2	0/2	0/0	0	0	0	0	1	0	1	0	3	0	2	0	12:33
3	* Jaylan Gray	SG	1/9	1/5	0/4	2/4	4	0	2	2	3	2	3	0	3	1	5	1	26:55
4	* Davien Parks	SG	10/19	7/11	3/8	6/7	29	2	3	5	4	3	1	0	2	1	2	1	30:41
12	* Davis Bachand	PG	2/8	1/4	1/4	0/0	5	0	4	4	2	0	1	0	0	0	0	0	28:32
14	James Jones	SF	0/0	0/0	0/0	0/0	0	1	0	1	0	0	0	0	0	0	0	0	1:19
15	Tokala Black Tomahawk	SF	0/4	0/3	0/1	1/2	1	1	3	4	2	2	0	0	1	0	0	0	17:35
22	Lennox Luong	SF	0/0	0/0	0/0	0/0	0	0	0	0	0	0	0	0	0	0	0	0	DNP
24	Deveyon Wells	SF	1/1	1/1	0/0	0/1	2	0	0	0	0	1	0	0	1	0	0	0	2:13
32	Peyton Hatch	PF	0/0	0/0	0/0	0/0	0	1	0	1	2	1	0	0	0	0	0	0	8:57
33	Ry Dumont	C	0/0	0/0	0/0	0/0	0	0	0	0	0	0	0	0	1	0	0	0	1:19
35	Aloisius Williams	SG	0/1	0/0	0/1	0/0	0	0	0	0	0	0	0	0	0	0	0	0	1:19
Team								1	4	5									
<b>Totals</b>			<b>19/56</b>	<b>15/34</b>	<b>4/22</b>	<b>9/14</b>	<b>51</b>	<b>11</b>	<b>20</b>	<b>31</b>	<b>16</b>	<b>9</b>	<b>7</b>	<b>0</b>	<b>12</b>	<b>3</b>	<b>10</b>	<b>3</b>	<b>160</b>
<b>2 PT FG</b>		1st Half	5/15	33.3%	2nd Half	10/19	52.6%	Game	15/34	44.1%									
<b>3 PT FG</b>		1st Half	3/10	30.0%	2nd Half	1/12	8.33%	Game	4/22	18.2%									
<b>Free Throws</b>		1st Half	8/10	80.0%	2nd Half	1/4	25.0%	Game	9/14	64.3%									

### Home: DeSales

##	Name	P	TFG	2FG	3 Pt	FT	PTS	ORB	DRB	TR	PF	FD	AST	AA	TO	BS	ST	DA	MIN
1	* Spencer Green	G/G	7/12	2/4	5/8	4/4	23	0	4	4	1	4	2	0	3	0	2	0	26:58
2	Sal Sisk	G	1/1	0/0	1/1	2/2	5	1	3	4	1	1	2	0	0	0	0	0	9:30
3	* Cohen Wood	F	2/7	2/6	0/1	1/2	5	0	3	3	1	1	1	0	2	0	1	0	26:58
5	* Maddox Filan	PG	5/9	3/6	2/3	0/0	12	2	2	4	1	1	4	0	5	0	2	0	28:53
10	Sam Kolb	G	0/0	0/0	0/0	0/0	0	0	0	0	0	0	0	0	0	0	1	0	1:19
11	* Malachi Raymond	PF	4/9	4/7	0/2	3/4	11	3	9	12	0	3	3	0	1	1	1	1	27:57
12	Jake Warwick	G	0/0	0/0	0/0	0/0	0	0	0	0	1	0	0	0	1	0	0	0	1:19
15	Jay Guest	G	0/1	0/1	0/0	0/0	0	0	0	0	0	0	0	0	0	0	0	0	1:19
20	* Billy Holtzinger	F	1/5	1/5	0/0	0/0	2	1	0	1	4	0	0	0	0	0	0	0	12:17
21	Jaxon McGhan - Kezele	G	2/3	1/1	1/2	0/0	5	1	1	2	0	0	0	0	1	0	2	0	3:35
25	Caleb Bingham	P	0/0	0/0	0/0	0/0	0	0	0	0	0	0	0	0	0	0	0	0	1:19
32	Manning Filan	F	1/4	1/4	0/0	3/4	5	2	3	5	1	3	0	0	1	0	0	1	18:36
Team								2	4	6									
<b>Totals</b>			<b>23/51</b>	<b>14/34</b>	<b>9/17</b>	<b>13/16</b>	<b>68</b>	<b>12</b>	<b>29</b>	<b>41</b>	<b>10</b>	<b>13</b>	<b>12</b>	<b>0</b>	<b>14</b>	<b>1</b>	<b>9</b>	<b>2</b>	<b>160</b>
<b>2 PT FG</b>		1st Half	4/14	28.6%	2nd Half	10/20	50.0%	Game	14/34	41.2%									
<b>3 PT FG</b>		1st Half	6/11	54.5%	2nd Half	3/6	50.0%	Game	9/17	52.9%									
<b>Free Throws</b>		1st Half	11/14	78.6%	2nd Half	2/2	100%	Game	13/16	81.3%									

Free Throw Pts	Tul	DeS	3Pt Points	Tul	DeS	Pts/Possession	Tul	DeS
	9	13		12	27	0.81	1.11	
Pts off Turnovers	13	18	2nd Chance Points	8	10	3	15	
Total Rebounds	31	41	Team Rebounds	5	6	2	1	
Off Rebound %	27.5	37.5	Def Rebound %	62.5	72.5	Total Rebound %	43.1	56.9
3Pt Efficiency	-11.2	+25.5	Def. Stops	34	41	Pts/Shot	0.81	1.15
Effective FG%	37.5	53.9	FT Rate	0.16	0.25	Points in Paint	28	24
Technical Fouls	Tul	DeS	None					
	DeS	None						
Officials	Unknown							

	Qtr 1	Qtr 2	Qtr 3	Qtr 4	OT 1	OT 2	OT 3	OT 4	Total
<b>Tulalip Heritage</b>	13	14	11	13	0	0	0	0	<b>51</b>
<b>DeSales</b>	16	21	17	14	0	0	0	0	<b>68</b>

**Largest Lead** DeS 68 Tul 49 (19 pts) **Lead Changes** 2 **Number of Ties** 0  
**Longest Run** DeS 10-3 Tul 7-2  
**Comments:** None

# WIAA Basketball - Game Box Score

**Almira Coulee Hartline vs. Moses Lake Christian - Covenant Christia**  
**Date: 3/06/2025 Time: 17:30 PM Site: Spokane Arena Attendance: 1000**

## Visitors: Moses Lake Christian - Covenant Christia

##	Name	P	TFG	2FG	3 Pt	FT	PTS	ORB	DRB	TR	PF	FD	AST	AA	TO	BS	ST	DA	MIN
10	Levi North	G	0/0	0/0	0/0	0/0	0	0	0	0	0	0	0	0	0	0	0	0	5:41
12	* Treyson Kast	G	0/1	0/0	0/1	0/0	0	0	1	1	0	0	0	0	2	0	1	0	25:57
14	* James Robertson	PG/G	1/9	1/3	0/6	1/2	3	0	2	2	1	1	0	0	7	0	0	0	31:38
20	* Max Gulenko	F/G	5/10	5/8	0/2	3/5	13	2	5	7	4	3	1	0	2	1	0	1	31:38
22	Antonio Serrato	G	0/0	0/0	0/0	0/0	0	0	0	0	0	0	0	0	0	0	0	0	0:22
24	* Johnathan Ferguson	G	10/20	9/15	1/5	3/3	24	1	4	5	1	4	1	0	2	0	0	0	31:38
30	Roman Gulenko	F	0/0	0/0	0/0	0/0	0	0	2	2	0	0	0	0	0	0	1	0	6:15
32	* Dennis Gulenko	F	2/5	2/5	0/0	4/6	8	4	3	7	4	5	0	0	2	1	2	1	25:23
34	Kevin Jorgensen	G	0/0	0/0	0/0	0/0	0	0	0	0	0	0	0	0	0	0	0	0	0:22
42	Ben Bishop	P	0/1	0/0	0/1	0/0	0	0	0	0	0	0	0	0	0	0	0	0	0:22
44	Jep Johnson	G	0/0	0/0	0/0	0/0	0	0	0	0	0	0	0	0	0	0	0	0	0:22
50	Seth Jensen	F	0/0	0/0	0/0	0/0	0	0	0	0	0	0	0	0	0	0	0	0	0:22
Team								0	4	4									
<b>Totals</b>			<b>18/46</b>	<b>17/31</b>	<b>1/15</b>	<b>11/16</b>	<b>48</b>	<b>7</b>	<b>21</b>	<b>28</b>	<b>10</b>	<b>13</b>	<b>2</b>	<b>0</b>	<b>15</b>	<b>2</b>	<b>4</b>	<b>2</b>	<b>160</b>
<b>2 PT FG</b>			1st Half	11/18	61.1%	2nd Half	6/13	46.2%	Game	17/31	54.8%								
<b>3 PT FG</b>			1st Half	1/9	11.1%	2nd Half	0/6	0.0%	Game	1/15	6.67%								
<b>Free Throws</b>			1st Half	1/1	100%	2nd Half	10/15	66.7%	Game	11/16	68.8%								

## Home: Almira Coulee Hartline

##	Name	P	TFG	2FG	3 Pt	FT	PTS	ORB	DRB	TR	PF	FD	AST	AA	TO	BS	ST	DA	MIN
11	* Carter Pitts	G	0/2	0/2	0/0	0/0	0	1	0	1	2	0	5	0	2	0	4	0	18:38
13	* Josh Booker	F	4/9	4/8	0/1	0/0	8	3	0	3	3	1	1	0	2	0	1	0	28:54
14	Jameson Conley	F	0/0	0/0	0/0	0/0	0	0	0	0	0	0	0	0	0	0	0	0	0:22
15	* Nolan Grindy	G	8/14	4/8	4/6	1/1	21	1	8	9	1	1	1	0	3	0	3	0	30:05
21	* Brady Roberts	P	0/1	0/1	0/0	0/2	0	1	2	3	0	1	1	0	0	0	0	0	14:13
22	Toby Schmauder	F	0/0	0/0	0/0	0/0	0	0	0	0	0	0	0	0	0	0	0	0	0:22
24	Brody Pitts	G	0/0	0/0	0/0	0/0	0	0	0	0	0	0	0	0	0	0	0	0	1:53
25	* Max Grindy	G	10/22	6/15	4/7	2/2	26	3	4	7	4	3	1	0	2	1	1	1	27:34
31	Mason Maes	F	0/0	0/0	0/0	0/0	0	0	1	1	0	0	0	0	0	0	0	0	0:22
32	Caden Correia	G	0/3	0/2	0/1	1/2	1	1	0	1	0	1	5	0	1	0	0	0	15:46
33	Tucker Bayless	P	2/4	2/4	0/0	3/4	7	0	7	7	4	3	0	0	0	0	2	0	21:51
Team								3	3	6					1				
<b>Totals</b>			<b>24/55</b>	<b>16/40</b>	<b>8/15</b>	<b>7/11</b>	<b>63</b>	<b>13</b>	<b>25</b>	<b>38</b>	<b>14</b>	<b>10</b>	<b>14</b>	<b>0</b>	<b>11</b>	<b>1</b>	<b>11</b>	<b>1</b>	<b>160</b>
<b>2 PT FG</b>			1st Half	4/19	21.1%	2nd Half	12/21	57.1%	Game	16/40	40.0%								
<b>3 PT FG</b>			1st Half	2/8	25.0%	2nd Half	6/7	85.7%	Game	8/15	53.3%								
<b>Free Throws</b>			1st Half	5/6	83.3%	2nd Half	2/5	40.0%	Game	7/11	63.6%								

	Mos	Alm		Mos	Alm		Mos	Alm
Free Throw Pts	11	7	3Pt Points	3	24	Pts/Possession	0.78	1.08
Pts off Turnovers	13	15	2nd Chance Points	3	14	Pts off Bench	0	8
Total Rebounds	28	38	Team Rebounds	4	6	Dead Ball Reb	1	1
Off Rebound %	21.9	38.2	Def Rebound %	61.8	78.1	Total Rebound %	42.4	57.6
3Pt Efficiency	-29.9	+26.7	Def. Stops	32	40	Pts/Shot	0.88	1.05
Effective FG%	40.2	50.9	FT Rate	0.23	0.12	Points in Paint	34	28
Technical Fouls	Mos	Alm	None	None				
Officials	Unknown							

	Qtr 1	Qtr 2	Qtr 3	Qtr 4	OT 1	OT 2	OT 3	OT 4	Total
Moses Lake Christian - Covenant Christia	15	11	9	13	0	0	0	0	48
Almira Coulee Hartline	16	3	23	21	0	0	0	0	63

**Largest Lead** Alm 63 Mos 48 (15 pts) **Lead Changes** 7 **Number of Ties** 2  
**Longest Run** Alm 13-2 Mos 9-2  
**Comments:** None

# WIAA Basketball - Game Box Score

## Willapa Valley vs. Neah Bay

**Date: 3/06/2025 Time: 19:15 PM Site: Spokane Arena Attendance: 800**

### Visitors: Neah Bay

##	Name	P	TFG	2FG	3 Pt	FT	PTS	ORB	DRB	TR	PF	FD	AST	AA	TO	BS	ST	DA	MIN	
1	* Jodell Wimberly	G	1/4	0/1	1/3	1/2	4	0	1	1	1	2	0	0	2	0	1	0	25:17	
2	Tommy Sawyer	G	1/2	1/2	0/0	1/2	3	0	0	0	3	1	1	0	1	0	1	0	5:13	
3	* Makyah Chambers	PG	4/10	4/8	0/2	5/6	13	2	3	5	3	5	2	0	3	2	1	2	29:58	
11	Riah Greene	G	0/0	0/0	0/0	0/0	0	0	0	0	0	0	0	0	0	0	0	0	1:16	
12	Daniel Cumming	Post	2/3	2/3	0/0	0/4	4	0	5	5	2	3	1	0	2	0	2	0	14:28	
13	* Seactis Woodruff	Post	5/9	4/8	1/1	1/3	12	3	3	6	4	2	0	0	2	0	2	0	23:46	
20	Josh Barton	G	0/0	0/0	0/0	0/0	0	0	0	0	0	0	0	0	0	0	0	0	DNP	
21	* LeAnthony Jimmicum	F	1/4	1/2	0/2	0/0	2	1	3	4	1	0	0	0	1	0	2	0	23:12	
24	* Tyler Swan	F	3/9	3/7	0/2	4/5	10	1	6	7	0	4	0	0	4	1	2	1	24:29	
32	Jontae Akin	G	0/0	0/0	0/0	0/0	0	0	0	0	0	0	0	0	0	0	0	0	DNP	
34	Eugene Ray	F	0/0	0/0	0/0	0/0	0	0	0	0	0	0	0	0	0	0	0	0	DNP	
40	Mathias Greene	F	1/3	1/1	0/2	0/0	2	0	1	1	2	0	1	0	0	0	1	0	12:21	
Team									2	4	6									
<b>Totals</b>			<b>18/44</b>	<b>16/32</b>	<b>2/12</b>	<b>12/22</b>	<b>50</b>	<b>9</b>	<b>26</b>	<b>35</b>	<b>16</b>	<b>17</b>	<b>5</b>	<b>0</b>	<b>15</b>	<b>3</b>	<b>12</b>	<b>3</b>	<b>160</b>	
<b>2 PT FG</b>			1st Half	6/14	42.9%	2nd Half	10/18	55.6%	Game	16/32	50.0%									
<b>3 PT FG</b>			1st Half	2/9	22.2%	2nd Half	0/3	0.00%	Game	2/12	16.7%									
<b>Free Throws</b>			1st Half	6/7	85.7%	2nd Half	6/15	40.0%	Game	12/22	54.5%									

### Home: Willapa Valley

##	Name	P	TFG	2FG	3 Pt	FT	PTS	ORB	DRB	TR	PF	FD	AST	AA	TO	BS	ST	DA	MIN	
1	* Brody Ritzman	G	1/2	1/2	0/0	2/2	4	3	1	4	5	1	0	0	2	0	1	0	19:47	
2	* Nathan Fluke	PG	6/18	1/6	5/12	3/3	20	2	4	6	3	2	2	0	3	0	1	0	32:00	
3	Cody Mican	G	0/0	0/0	0/0	0/0	0	0	0	0	0	0	0	0	0	0	0	0	0:06	
4	Aiden Sliva	G	0/1	0/0	0/1	0/0	0	0	0	0	0	0	0	0	0	0	0	0	2:47	
5	* Brody Aust	PF	4/7	4/7	0/0	1/1	9	1	2	3	1	1	1	0	4	0	0	0	27:09	
10	* Blane King	G	3/11	2/5	1/6	0/0	7	1	4	5	5	5	2	0	7	0	2	0	26:59	
12	* Lucas Lusk	PG	2/9	2/5	0/4	0/3	4	2	3	5	2	5	2	0	1	0	1	0	25:17	
14	JB Russell	C	0/3	0/3	0/0	0/0	0	1	4	5	0	1	2	0	1	0	0	0	23:11	
20	Max Jarvis	G	0/0	0/0	0/0	0/0	0	0	0	0	0	0	0	0	0	0	0	0	DNP	
22	Hank Swartz	G	0/0	0/0	0/0	0/0	0	0	0	0	1	0	0	0	0	0	0	0	2:44	
24	Josh Price	G	0/0	0/0	0/0	0/0	0	0	0	0	0	0	0	0	0	0	0	0	DNP	
30	Dylan Andrews	F	0/0	0/0	0/0	0/0	0	0	0	0	0	0	0	0	0	0	0	0	DNP	
Team									1	2	3									
<b>Totals</b>			<b>16/51</b>	<b>10/28</b>	<b>6/23</b>	<b>6/9</b>	<b>44</b>	<b>11</b>	<b>20</b>	<b>31</b>	<b>17</b>	<b>15</b>	<b>9</b>	<b>0</b>	<b>18</b>	<b>0</b>	<b>5</b>	<b>0</b>	<b>160</b>	
<b>2 PT FG</b>			1st Half	4/11	36.4%	2nd Half	6/17	35.3%	Game	10/28	35.7%									
<b>3 PT FG</b>			1st Half	3/12	25.0%	2nd Half	3/11	27.3%	Game	6/23	26.1%									
<b>Free Throws</b>			1st Half	0/1	0.00%	2nd Half	6/8	75.0%	Game	6/9	66.7%									

Free Throw Pts	Nea 12	Wil 6	3Pt Points	Nea 6	Wil 18	Pts/Possession	Nea 0.83	Wil 0.72
Pts off Turnovers	Nea 10	Wil 8	2nd Chance Points	Nea 6	Wil 7	Pts off Bench	Nea 9	Wil 0
Total Rebounds	Nea 35	Wil 31	Team Rebounds	Nea 6	Wil 3	Dead Ball Reb	Nea 7	Wil 1
Off Rebound %	Nea 31.0	Wil 29.7	Def Rebound %	Nea 70.3	Wil 69.0	Total Rebound %	Nea 53.0	Wil 47.0
3Pt Efficiency	Nea -16.7	Wil +2.3	Def. Stops	Nea 44	Wil 35	Pts/Shot	Nea 0.90	Wil 0.80
Effective FG%	Nea 43.2	Wil 37.3	FT Rate	Nea 0.27	Wil 0.11	Points in Paint	Nea 32	Wil 20

Technical Fouls: Nea None, Wil None

Officials: Unknown

	Qtr 1	Qtr 2	Qtr 3	Qtr 4	OT 1	OT 2	OT 3	OT 4	Total
<b>Neah Bay</b>	13	11	13	13	0	0	0	0	<b>50</b>
<b>Willapa Valley</b>	5	12	6	21	0	0	0	0	<b>44</b>

**Largest Lead:** Wil 23 Nea 37 (14 pts) **Lead Changes:** 2 **Number of Ties:** 1

**Longest Run:** Wil 7-0 Nea 12-3

**Comments:** None

# WIAA Basketball - Game Box Score

## Lummi Nation vs. Ocosta

**Date: 3/06/2025 Time: 21:00 PM Site: Spokane Arena Attendance: 500**

### Visitors: Ocosta

##	Name	P	TFG	2FG	3 Pt	FT	PTS	ORB	DRB	TR	PF	FD	AST	AA	TO	BS	ST	DA	MIN
0	* Jesus Agramon Rosas	G	0/4	0/2	0/2	0/0	0	0	0	0	2	0	1	0	6	0	0	0	26:35
1	* Dalton Welch	G	0/2	0/1	0/1	2/2	2	1	3	4	0	1	0	0	5	0	0	0	22:28
2	Luis Solis	G	4/10	3/5	1/5	2/3	11	6	2	8	1	3	1	0	1	0	0	0	25:21
3	Bryce Bottelson	G	0/3	0/0	0/3	0/0	0	0	1	1	0	0	0	0	1	0	0	0	4:36
5	* Noah Prigmore	G	0/3	0/0	0/3	2/2	2	0	4	4	3	1	1	0	4	0	0	0	22:23
12	Logan White	P	0/1	0/1	0/0	0/0	0	0	1	1	1	0	0	0	0	0	0	0	7:17
13	Bryan Ceja	P	0/1	0/0	0/1	0/0	0	0	0	0	0	0	0	0	0	0	0	0	5:59
14	* Kayden Turner	G	2/8	0/2	2/6	3/4	9	0	6	6	1	3	2	0	2	0	1	0	24:43
15	* Sonny Beard	P	1/5	1/5	0/0	1/3	3	0	1	1	1	3	0	0	0	1	0	1	7:37
23	Michael Priest	P	0/0	0/0	0/0	0/0	0	2	0	2	0	0	0	0	1	0	0	0	5:01
25	Korbin Turner	P	0/1	0/0	0/1	0/0	0	0	0	0	0	0	0	0	2	0	0	0	3:09
30	Matthew Wyland	P	0/0	0/0	0/0	0/0	0	0	0	0	0	0	0	0	0	0	0	0	4:51
Team								0	5	5					1				
<b>Totals</b>			<b>7/38</b>	<b>4/16</b>	<b>3/22</b>	<b>10/14</b>	<b>27</b>	<b>9</b>	<b>23</b>	<b>32</b>	<b>9</b>	<b>11</b>	<b>5</b>	<b>0</b>	<b>23</b>	<b>1</b>	<b>1</b>	<b>1</b>	<b>160</b>
<b>2 PT FG</b>		1st Half	1/8	12.5%	2nd Half	3/8	37.5%	Game		4/16	25.0%								
<b>3 PT FG</b>		1st Half	3/9	33.3%	2nd Half	0/13	0.00%	Game		3/22	13.6%								
<b>Free Throws</b>		1st Half	6/9	66.7%	2nd Half	4/5	80.0%	Game		10/14	71.4%								

### Home: Lummi Nation

##	Name	P	TFG	2FG	3 Pt	FT	PTS	ORB	DRB	TR	PF	FD	AST	AA	TO	BS	ST	DA	MIN
0	* Jerome Toby	PG	11/21	8/12	3/9	0/0	25	1	3	4	1	0	3	0	1	0	5	0	26:14
3	* Landon LaFontaine	G	2/4	0/1	2/3	0/0	6	2	4	6	2	0	0	0	1	0	0	0	17:00
4	* Dyson Edwards	G	3/8	3/5	0/3	0/0	6	1	1	2	2	1	4	0	0	0	2	0	25:51
5	Tony Abrams	F	3/4	2/2	1/2	1/2	8	0	3	3	0	1	0	0	1	0	0	0	13:59
11	Rayshawn Bob	G	2/3	1/1	1/2	0/0	5	1	0	1	0	0	0	0	1	0	1	0	6:27
13	* Trevon Lee	F	1/4	1/4	0/0	1/2	3	0	5	5	3	1	0	0	1	1	0	0	19:33
20	Gregory Hawk	F	1/2	1/2	0/0	0/0	2	1	0	1	0	0	0	0	0	0	0	0	6:25
22	Karson Revey	G	2/5	2/3	0/2	0/0	4	0	1	1	2	0	0	0	1	0	4	0	19:07
24	* Deandre James	C	3/4	3/4	0/0	1/2	7	1	3	4	2	2	0	0	1	0	1	0	16:43
30	Andrew Tangeant	F	0/1	0/1	0/0	1/4	1	2	1	3	0	2	0	0	0	1	1	0	8:41
40	Tracy Powell	C	0/0	0/0	0/0	0/0	0	0	0	0	0	0	0	0	0	0	0	0	DNP
Team								0	2	2									
<b>Totals</b>			<b>28/56</b>	<b>21/35</b>	<b>7/21</b>	<b>4/10</b>	<b>67</b>	<b>9</b>	<b>23</b>	<b>32</b>	<b>12</b>	<b>7</b>	<b>7</b>	<b>0</b>	<b>7</b>	<b>2</b>	<b>14</b>	<b>0</b>	<b>160</b>
<b>2 PT FG</b>		1st Half	8/15	53.3%	2nd Half	13/20	65.0%	Game		21/35	60.0%								
<b>3 PT FG</b>		1st Half	4/14	28.6%	2nd Half	3/7	42.9%	Game		7/21	33.3%								
<b>Free Throws</b>		1st Half	2/6	33.3%	2nd Half	2/4	50.0%	Game		4/10	40.0%								

	Oco	Lum		Oco	Lum		Oco	Lum
Free Throw Pts	10	4	3Pt Points	9	21	Pts/Possession	0.46	1.13
Pts off Turnovers	0	26	2nd Chance Points	7	13	Pts off Bench	11	20
Total Rebounds	32	32	Team Rebounds	5	2	Dead Ball Reb	2	2
Off Rebound %	28.1	28.1	Def Rebound %	71.9	71.9	Total Rebound %	50.0	50.0
3Pt Efficiency	-3.0	-6.7	Def. Stops	30	46	Pts/Shot	0.60	1.09
Effective FG%	22.4	56.3	FT Rate	0.26	0.07	Points in Paint	8	42
Technical Fouls	Oco	None						
	Lum	None						
Officials	Unknown							

	Qtr 1	Qtr 2	Qtr 3	Qtr 4	OT 1	OT 2	OT 3	OT 4	Total
<b>Ocosta</b>	6	11	8	2	0	0	0	0	<b>27</b>
<b>Lummi Nation</b>	17	13	17	20	0	0	0	0	<b>67</b>

**Largest Lead** Lum 67 Oco 27 (40 pts) **Lead Changes** 0 **Number of Ties** 0  
**Longest Run** Lum 22-2 Oco 4-0  
**Comments:** None

# WIAA Basketball - Game Box Score

## Moses Lake Christian - Covenant Christia vs. Tulalip Heritage

**Date: 3/07/2025 Time: 12:04 PM Site: Unknown Attendance: Unknown**

### Visitors: Tulalip Heritage

##	Name	P	TFG	2FG	3 Pt	FT	PTS	ORB	DRB	TR	PF	FD	AST	AA	TO	BS	ST	DA	MIN
0	* Xerxes Myles-gilford	SF	6/8	6/7	0/1	1/2	13	0	2	2	3	3	2	0	1	1	5	1	30:22
1	Amare-Hatch	PG	2/6	0/2	2/4	2/4	8	1	0	1	0	3	0	0	3	0	3	0	12:23
3	* Jaylan Gray	SG	9/11	7/7	2/4	5/8	25	1	4	5	2	6	6	0	4	0	6	0	30:31
4	* Davien Parks	SG	6/16	4/9	2/7	3/3	17	1	3	4	2	2	0	0	2	0	0	0	28:41
12	* Davis Bachand	PG	1/4	1/2	0/2	0/0	2	0	6	6	3	0	0	0	2	1	1	1	31:32
14	James Jones	SF	0/0	0/0	0/0	0/0	0	0	0	0	0	0	0	0	0	0	0	0	0:28
15	* Tokala Black Tomahawk	SF	1/2	1/1	0/1	0/0	2	0	0	0	3	0	0	0	1	0	0	0	22:06
22	Lennox Luong	SF	0/0	0/0	0/0	0/0	0	0	0	0	0	0	0	0	0	0	0	0	DNP
24	Deveyon Wells	SF	0/0	0/0	0/0	0/0	0	0	0	0	0	0	0	0	0	0	0	0	0:28
32	Peyton Hatch	PF	0/1	0/1	0/0	0/0	0	0	0	0	2	0	0	0	0	0	1	0	2:33
33	Ry Dumont	C	0/0	0/0	0/0	0/0	0	0	0	0	0	0	0	0	0	0	0	0	0:28
35	Aloisius Williams	SG	0/0	0/0	0/0	0/0	0	0	0	0	0	0	0	0	0	0	0	0	0:28
Team								2	1	3									
<b>Totals</b>			<b>25/48</b>	<b>19/29</b>	<b>6/19</b>	<b>11/17</b>	<b>67</b>	<b>5</b>	<b>16</b>	<b>21</b>	<b>15</b>	<b>14</b>	<b>8</b>	<b>0</b>	<b>13</b>	<b>2</b>	<b>16</b>	<b>2</b>	<b>160</b>
<b>2 PT FG</b>		1st Half	5/15	33.3%	2nd Half	14/14	100%	Game	19/29	65.5%									
<b>3 PT FG</b>		1st Half	4/13	30.8%	2nd Half	2/6	33.3%	Game	6/19	31.6%									
<b>Free Throws</b>		1st Half	4/9	44.4%	2nd Half	7/8	87.5%	Game	11/17	64.7%									

### Home: Moses Lake Christian - Covenant Christia

##	Name	P	TFG	2FG	3 Pt	FT	PTS	ORB	DRB	TR	PF	FD	AST	AA	TO	BS	ST	DA	MIN
10	Levi North	G	0/0	0/0	0/0	0/0	0	1	0	1	0	0	0	0	0	0	1	0	7:56
12	* Treyson Kast	G	1/3	0/0	1/3	1/2	4	0	1	1	1	1	0	0	2	0	2	0	24:22
14	* James Robertson	PG/G	1/6	1/1	0/5	2/2	4	0	2	2	5	2	2	0	4	0	2	0	31:14
20	* Max Gulenko	F/G	4/5	4/5	0/0	1/4	9	2	3	5	3	2	0	0	1	2	0	0	31:07
22	Antonio Serrato	G	0/0	0/0	0/0	0/0	0	0	0	0	0	0	0	0	0	0	0	0	0:28
24	* Johnathan Ferguson	G	11/25	11/19	0/6	6/7	28	5	5	10	3	5	1	0	7	0	6	0	30:47
30	Roman Gulenko	F	0/0	0/0	0/0	0/0	0	0	1	1	0	2	0	0	0	0	0	0	5:12
32	* Dennis Gulenko	F	3/6	3/6	0/0	3/4	9	2	4	6	2	3	1	0	6	0	1	0	27:30
34	Kevin Jorgensen	G	0/0	0/0	0/0	0/0	0	0	0	0	0	0	0	0	0	0	0	0	0:28
42	Ben Bishop	P	0/0	0/0	0/0	0/0	0	0	0	0	0	0	0	0	0	0	0	0	DNP
44	Jep Johnson	G	0/1	0/0	0/1	0/0	0	1	0	1	0	0	0	0	1	0	0	0	0:28
50	Seth Jensen	F	0/0	0/0	0/0	0/0	0	0	0	0	0	0	0	0	0	0	0	0	0:28
Team								2	2	4									
<b>Totals</b>			<b>20/46</b>	<b>19/31</b>	<b>1/15</b>	<b>13/19</b>	<b>54</b>	<b>13</b>	<b>18</b>	<b>31</b>	<b>14</b>	<b>15</b>	<b>4</b>	<b>0</b>	<b>21</b>	<b>2</b>	<b>12</b>	<b>0</b>	<b>160</b>
<b>2 PT FG</b>		1st Half	12/18	66.7%	2nd Half	7/13	53.8%	Game	19/31	61.3%									
<b>3 PT FG</b>		1st Half	0/6	0.00%	2nd Half	1/9	11.1%	Game	1/15	6.67%									
<b>Free Throws</b>		1st Half	5/10	50.0%	2nd Half	8/9	88.9%	Game	13/19	68.4%									

Free Throw Pts	<b>Tul</b> 11	<b>Mos</b> 13	3Pt Points	<b>Tul</b> 18	<b>Mos</b> 3	Pts/Possession	<b>Tul</b> 1.04	<b>Mos</b> 0.85
Pts off Turnovers	24	12	2nd Chance Points	2	9	Pts off Bench	8	0
Total Rebounds	21	31	Team Rebounds	3	4	Dead Ball Reb	3	4
Off Rebound %	21.7	44.8	Def Rebound %	55.2	78.3	Total Rebound %	40.4	59.6
3Pt Efficiency	-12.1	-34.2	Def. Stops	37	31	Pts/Shot	1.19	0.98
Effective FG%	58.3	44.6	FT Rate	0.22	0.28	Points in Paint	34	36
Technical Fouls	<b>Tul</b>		None					
	<b>Mos</b>		None					
Officials	Unknown							

	Qtr 1	Qtr 2	Qtr 3	Qtr 4	OT 1	OT 2	OT 3	OT 4	Total
<b>Tulalip Heritage</b>	19	7	16	25	0	0	0	0	67
<b>Moses Lake Christian - Covenant Christia</b>	11	18	12	13	0	0	0	0	54

**Largest Lead** Mos 50 Tul 63 (13 pts) **Lead Changes** 5 **Number of Ties** 2  
**Longest Run** Mos 16-3 Tul 12-2  
**Comments:** None

# WIAA Basketball - Game Box Score

## Ocosta vs. Willapa Valley

**Date: 3/07/2025 Time: 13:41 PM Site: Unknown Attendance: Unknown**

### Visitors: Willapa Valley

##	Name	P	TFG	2FG	3 Pt	FT	PTS	ORB	DRB	TR	PF	FD	AST	AA	TO	BS	ST	DA	MIN
1	* Brody Ritzman	G	2/9	1/5	1/4	7/10	12	3	9	12	1	6	2	0	3	0	3	0	31:44
2	* Nathan Fluke	PG	6/17	3/8	3/9	1/2	16	1	2	3	2	2	3	0	1	0	0	0	28:45
3	Cody Mican	G	0/0	0/0	0/0	0/0	0	0	0	0	0	0	0	0	0	0	0	0	0:23
4	Aiden Sliva	G	0/0	0/0	0/0	0/0	0	0	0	0	0	0	0	0	0	0	0	0	0:16
5	* Brody Aust	PF	5/9	5/9	0/0	0/5	10	5	3	8	2	3	2	0	2	0	0	0	28:28
10	* Blane King	G	2/8	1/6	1/2	0/0	5	0	1	1	4	4	1	0	0	0	0	0	28:05
12	* Lucas Lusk	PG	1/4	1/3	0/1	1/2	3	2	2	4	1	1	0	0	1	1	0	1	15:26
14	JB Russell	C	2/6	2/6	0/0	1/2	5	1	3	4	2	0	0	0	2	0	2	0	19:38
20	Max Jarvis	G	0/0	0/0	0/0	0/0	0	0	0	0	0	0	0	0	0	0	0	0	0
22	Hank Swartz	G	0/1	0/1	0/0	0/0	0	0	1	1	0	0	0	0	1	0	0	0	5:52
24	Josh Price	G	0/0	0/0	0/0	0/0	0	0	0	0	0	0	0	0	0	0	0	0	DNP
30	Dylan Andrews	F	0/0	0/0	0/0	0/0	0	0	0	0	0	0	0	0	0	0	0	0	DNP
Team								3	5	8									
<b>Totals</b>			<b>18/54</b>	<b>13/38</b>	<b>5/16</b>	<b>10/21</b>	<b>51</b>	<b>15</b>	<b>26</b>	<b>41</b>	<b>12</b>	<b>16</b>	<b>8</b>	<b>0</b>	<b>12</b>	<b>1</b>	<b>5</b>	<b>1</b>	<b>160</b>
<b>2 PT FG</b>			1st Half	6/21	28.6%	2nd Half	7/17	41.2%	Game	13/38	34.2%								
<b>3 PT FG</b>			1st Half	3/8	37.5%	2nd Half	2/8	25.0%	Game	5/16	31.3%								
<b>Free Throws</b>			1st Half	5/11	45.5%	2nd Half	5/10	50.0%	Game	10/21	47.6%								

### Home: Ocosta

##	Name	P	TFG	2FG	3 Pt	FT	PTS	ORB	DRB	TR	PF	FD	AST	AA	TO	BS	ST	DA	MIN
0	* Jesus Agramon Rosas	G	2/11	2/6	0/5	0/0	4	0	2	2	4	1	2	0	4	1	2	1	26:51
1	* Dalton Welch	G	4/9	4/8	0/1	1/2	9	2	12	14	4	2	2	0	2	0	0	0	26:15
2	* Luis Solis	G	2/3	2/3	0/0	2/4	6	1	2	3	4	2	1	0	0	0	2	0	26:14
3	Bryce Bottelson	G	0/0	0/0	0/0	0/0	0	0	0	0	0	0	0	0	0	0	0	0	DNP
5	* Noah Prigmore	G	1/6	0/3	1/3	0/0	3	1	3	4	4	2	1	0	3	0	1	0	29:57
12	Logan White	P	0/0	0/0	0/0	0/0	0	0	0	0	0	0	0	0	0	0	0	0	DNP
13	Bryan Ceja	P	1/2	1/2	0/0	0/0	2	1	1	2	0	0	0	0	1	0	0	0	7:00
14	* Kayden Turner	G	7/16	6/11	1/5	3/4	18	2	5	7	1	3	0	0	2	0	0	0	30:37
15	Sonny Beard	P	0/0	0/0	0/0	0/0	0	0	0	0	0	0	0	0	0	0	0	0	DNP
23	Michael Priest	P	2/4	2/4	0/0	0/0	4	0	1	1	0	0	0	0	1	1	0	1	11:12
25	Korbin Turner	P	0/0	0/0	0/0	0/0	0	0	0	0	0	0	0	0	0	0	0	0	DNP
30	Matthew Wyland	P	0/0	0/0	0/0	0/0	0	0	0	0	2	0	0	0	1	0	0	0	1:54
Team								1	1	2									
<b>Totals</b>			<b>19/51</b>	<b>17/37</b>	<b>2/14</b>	<b>6/10</b>	<b>46</b>	<b>8</b>	<b>27</b>	<b>35</b>	<b>19</b>	<b>10</b>	<b>6</b>	<b>0</b>	<b>14</b>	<b>2</b>	<b>5</b>	<b>2</b>	<b>160</b>
<b>2 PT FG</b>			1st Half	7/20	35.0%	2nd Half	10/17	58.8%	Game	17/37	45.9%								
<b>3 PT FG</b>			1st Half	1/7	14.3%	2nd Half	1/7	14.3%	Game	2/14	14.3%								
<b>Free Throws</b>			1st Half	1/2	50.0%	2nd Half	5/8	62.5%	Game	6/10	60.0%								

Free Throw Pts	Wil	Oco	3Pt Points	Wil	Oco	Pts/Possession	Wil	Oco
	10	6		15	6		0.83	0.74
Pts off Turnovers	11	9	2nd Chance Points	11	6	Pts off Bench	5	6
Total Rebounds	41	35	Team Rebounds	8	2	Dead Ball Reb	5	2
Off Rebound %	35.7	23.5	Def Rebound %	76.5	64.3	Total Rebound %	53.9	46.1
3Pt Efficiency	+8.4	-16.3	Def. Stops	40	39	Pts/Shot	0.79	0.82
Effective FG%	38.0	39.2	FT Rate	0.18	0.11	Points in Paint	24	34

Technical Fouls: **Wil** None, **Oco** None

Officials: Unknown

	Qtr 1	Qtr 2	Qtr 3	Qtr 4	OT 1	OT 2	OT 3	OT 4	Total
<b>Willapa Valley</b>	13	13	13	12	0	0	0	0	<b>51</b>
<b>Ocosta</b>	9	9	14	14	0	0	0	0	<b>46</b>

**Largest Lead** Oco 27 Wil 37 (10 pts) **Lead Changes** 8 **Number of Ties** 4

**Longest Run** Oco 9-2 Wil 10-0

**Comments:** None

# WIAA Basketball - Game Box Score

## Almira Coulee Hartline vs. DeSales

**Date: 3/07/2025 Time: 19:15 PM Site: Spokane Arena Attendance: 800**

### Visitors: DeSales

##	Name	P	TFG	2FG	3 Pt	FT	PTS	ORB	DRB	TR	PF	FD	AST	AA	TO	BS	ST	DA	MIN
1	* Spencer Green	G/G	7/21	6/14	1/7	2/3	17	2	4	6	2	2	2	0	1	1	0	1	31:45
2	Sal Sisk	G	0/3	0/2	0/1	0/0	0	0	0	0	1	0	0	0	1	0	1	0	11:04
3	* Cohen Wood	F	5/12	5/10	0/2	1/2	11	3	5	8	0	3	0	0	1	0	1	0	26:10
5	* Maddox Filan	PG	3/9	2/4	1/5	1/2	8	1	0	1	5	2	2	0	3	0	1	0	24:23
10	Sam Kolb	G	0/0	0/0	0/0	0/0	0	0	0	0	0	0	0	0	0	0	0	0	0:15
11	* Malachi Raymond	PF	3/8	2/4	1/4	0/0	7	3	6	9	1	2	1	0	1	0	3	0	31:45
12	Jake Warwick	G	1/1	0/0	1/1	0/0	3	0	0	0	0	0	0	0	0	0	0	0	0:15
15	Jay Guest	G	0/0	0/0	0/0	0/0	0	0	1	1	0	0	1	0	0	0	0	0	0:15
20	* Billy Holtzinger	F	2/4	2/3	0/1	0/0	4	0	4	4	3	0	1	0	1	1	0	0	17:34
21	Jaxon McGhan - Kezele	G	0/0	0/0	0/0	0/0	0	0	1	1	0	0	0	0	1	0	0	0	2:08
25	Caleb Bingham	P	0/0	0/0	0/0	0/0	0	0	0	0	0	0	0	0	0	0	0	0	0:15
32	Manning Filan	F	3/5	3/5	0/0	0/0	6	2	5	7	4	0	0	0	1	0	0	0	14:11
Team								0	4	4			1						
<b>Totals</b>			<b>24/63</b>	<b>20/42</b>	<b>4/21</b>	<b>4/7</b>	<b>56</b>	<b>11</b>	<b>30</b>	<b>41</b>	<b>16</b>	<b>9</b>	<b>8</b>	<b>0</b>	<b>10</b>	<b>2</b>	<b>6</b>	<b>1</b>	<b>160</b>
<b>2 PT FG</b>			1st Half	11/21	52.4%	2nd Half	9/21	42.9%	Game	20/42	47.6%								
<b>3 PT FG</b>			1st Half	2/8	25.0%	2nd Half	2/13	15.4%	Game	4/21	19.0%								
<b>Free Throws</b>			1st Half	1/2	50.0%	2nd Half	3/5	60.0%	Game	4/7	57.1%								

### Home: Almira Coulee Hartline

##	Name	P	TFG	2FG	3 Pt	FT	PTS	ORB	DRB	TR	PF	FD	AST	AA	TO	BS	ST	DA	MIN
11	* Carter Pitts	G	2/6	1/2	1/4	3/4	8	0	6	6	2	2	3	0	1	0	0	0	22:06
13	* Josh Booker	F	4/9	4/8	0/1	6/8	14	3	3	6	2	4	0	0	1	0	1	0	28:11
14	Jameson Conley	F	0/0	0/0	0/0	0/0	0	0	0	0	0	0	0	0	0	0	0	0	0:15
15	* Nolan Grindy	G	7/15	2/6	5/9	3/3	22	0	6	6	1	2	0	0	1	0	0	0	31:45
21	* Brady Roberts	P	1/1	1/1	0/0	0/1	2	0	5	5	0	1	1	0	0	0	0	0	16:01
22	Toby Schmauder	F	0/0	0/0	0/0	0/0	0	0	0	0	0	0	0	0	0	0	0	0	0:15
24	Brody Pitts	G	0/1	0/0	0/1	0/0	0	0	0	0	1	0	1	0	0	0	1	1	5:05
25	* Max Grindy	G	6/20	5/10	1/10	0/2	13	0	6	6	1	1	1	0	4	5	0	4	32:00
31	Mason Maes	F	0/0	0/0	0/0	0/0	0	0	0	0	0	0	0	0	0	0	0	0	0:15
32	Caden Correia	G	1/3	1/1	0/2	0/0	2	0	0	0	1	0	1	0	2	0	0	0	10:00
33	Tucker Bayless	P	1/2	1/2	0/0	1/1	3	2	1	3	1	2	0	0	0	0	0	0	14:07
Team								3	3	6									
<b>Totals</b>			<b>22/57</b>	<b>15/30</b>	<b>7/27</b>	<b>13/19</b>	<b>64</b>	<b>8</b>	<b>30</b>	<b>38</b>	<b>9</b>	<b>12</b>	<b>7</b>	<b>0</b>	<b>9</b>	<b>5</b>	<b>2</b>	<b>5</b>	<b>160</b>
<b>2 PT FG</b>			1st Half	7/15	46.7%	2nd Half	8/15	53.3%	Game	15/30	50.0%								
<b>3 PT FG</b>			1st Half	3/15	20.0%	2nd Half	4/12	33.3%	Game	7/27	25.9%								
<b>Free Throws</b>			1st Half	3/3	100%	2nd Half	10/16	62.5%	Game	13/19	68.4%								

	<b>DeS</b>	<b>Alm</b>		<b>DeS</b>	<b>Alm</b>		<b>DeS</b>	<b>Alm</b>
Free Throw Pts	4	13	3Pt Points	12	21	Pts/Possession	0.86	0.97
Pts off Turnovers	8	6	2nd Chance Points	3	7	Pts off Bench	9	5
Total Rebounds	41	38	Team Rebounds	4	6	Dead Ball Reb	1	3
Off Rebound %	26.8	21.1	Def Rebound %	78.9	73.2	Total Rebound %	51.9	48.1
3Pt Efficiency	-12.7	-7.4	Def. Stops	39	40	Pts/Shot	0.84	0.97
Effective FG%	41.3	44.7	FT Rate	0.06	0.22	Points in Paint	40	30
Technical Fouls	<b>DeS</b>	None						
	<b>Alm</b>	None						
Officials	Unknown							

	Qtr 1	Qtr 2	Qtr 3	Qtr 4	OT 1	OT 2	OT 3	OT 4	Total
<b>DeSales</b>	17	12	15	12	0	0	0	0	<b>56</b>
<b>Almira Coulee Hartline</b>	12	14	15	23	0	0	0	0	<b>64</b>

**Largest Lead** Alm 12 DeS 23 (11 pts) **Lead Changes** 9 **Number of Ties** 3  
**Longest Run** Alm 15-2 DeS 11-2  
**Comments:** None

# WIAA Basketball - Game Box Score

## Lummi Nation vs. Neah Bay

**Date: 3/07/2025 Time: 21:00 PM Site: Spokane Arena Attendance: 800**

### Visitors: Neah Bay

##	Name	P	TFG	2FG	3 Pt	FT	PTS	ORB	DRB	TR	PF	FD	AST	AA	TO	BS	ST	DA	MIN
1	* Jodell Wimberly	G	4/11	2/5	2/6	0/0	10	1	3	4	1	0	0	0	1	2	0	1	28:17
2	Tommy Sawyer	G	0/0	0/0	0/0	0/0	0	0	0	0	0	0	0	0	0	0	0	0	1:42
3	* Makyah Chambers	PG	2/6	1/3	1/3	2/4	7	1	4	5	2	3	2	0	3	0	0	0	30:18
11	Riah Greene	G	0/0	0/0	0/0	0/0	0	0	0	0	0	0	0	0	0	0	0	0	DNP
12	Daniel Cumming	Post	2/3	2/3	0/0	0/0	4	1	0	1	2	0	0	0	1	0	1	0	12:36
13	* Seactis Woodruff	Post	3/9	3/7	0/2	2/3	8	0	4	4	5	4	0	0	1	1	1	0	25:20
20	Josh Barton	G	0/0	0/0	0/0	0/0	0	0	0	0	0	0	0	0	0	0	0	0	DNP
21	* LeAnthony Jimmicum	F	0/2	0/2	0/0	0/0	0	2	4	6	1	1	1	0	0	0	1	0	23:26
24	* Tyler Swan	F	6/12	5/9	1/3	3/8	16	3	7	10	3	5	1	0	3	0	1	0	31:01
32	Jontae Akin	G	0/0	0/0	0/0	0/0	0	0	0	0	0	0	0	0	0	0	0	0	DNP
34	Eugene Ray	F	0/0	0/0	0/0	0/0	0	0	0	0	0	0	0	0	0	0	0	0	DNP
40	Mathias Greene	F	0/2	0/0	0/2	0/0	0	0	1	1	1	0	0	0	0	0	0	0	7:20
Team								1	2	3					1				
<b>Totals</b>			<b>17/45</b>	<b>13/29</b>	<b>4/16</b>	<b>7/15</b>	<b>45</b>	<b>9</b>	<b>25</b>	<b>34</b>	<b>15</b>	<b>13</b>	<b>4</b>	<b>0</b>	<b>10</b>	<b>3</b>	<b>4</b>	<b>1</b>	<b>160</b>
<b>2 PT FG</b>		1st Half	4/9	44.4%	2nd Half	9/20	45.0%	Game		13/29	44.8%								
<b>3 PT FG</b>		1st Half	2/11	18.2%	2nd Half	2/5	40.0%	Game		4/16	25.0%								
<b>Free Throws</b>		1st Half	4/7	57.1%	2nd Half	3/8	37.5%	Game		7/15	46.7%								

### Home: Lummi Nation

##	Name	P	TFG	2FG	3 Pt	FT	PTS	ORB	DRB	TR	PF	FD	AST	AA	TO	BS	ST	DA	MIN
0	* Jerome Toby	PG	1/7	1/5	0/2	3/4	5	2	4	6	3	2	4	0	1	0	2	1	32:00
3	* Landon LaFontaine	G	3/13	2/4	1/9	0/0	7	2	1	3	1	0	1	0	0	0	0	0	21:26
4	* Dyson Edwards	G	5/14	0/4	5/10	2/2	17	1	5	6	1	1	1	0	3	1	2	0	30:17
5	Tony Abrams	F	0/7	0/4	0/3	0/0	0	1	2	3	0	0	2	0	1	0	0	0	14:29
11	Rayshawn Bob	G	0/0	0/0	0/0	0/0	0	0	0	0	0	0	0	0	0	0	0	0	DNP
13	* Trevon Lee	F	2/4	2/4	0/0	0/0	4	0	3	3	3	1	0	0	1	1	0	1	17:22
20	Gregory Hawk	F	0/0	0/0	0/0	0/0	0	0	0	0	0	0	0	0	0	0	0	0	DNP
22	Karson Revey	G	4/8	3/5	1/3	1/2	10	3	2	5	3	5	2	0	1	0	1	0	22:45
24	* Deandre James	C	0/1	0/1	0/0	6/6	6	3	3	6	2	4	0	0	0	0	0	0	19:50
30	Andrew Tangeant	F	0/0	0/0	0/0	0/0	0	0	0	0	0	0	0	0	0	0	0	0	1:51
40	Tracy Powell	C	0/0	0/0	0/0	0/0	0	0	0	0	0	0	0	0	0	0	0	0	DNP
Team								4	1	5					1				
<b>Totals</b>			<b>15/54</b>	<b>8/27</b>	<b>7/27</b>	<b>12/14</b>	<b>49</b>	<b>16</b>	<b>21</b>	<b>37</b>	<b>13</b>	<b>13</b>	<b>10</b>	<b>0</b>	<b>8</b>	<b>2</b>	<b>5</b>	<b>2</b>	<b>160</b>
<b>2 PT FG</b>		1st Half	4/16	25.0%	2nd Half	4/11	36.4%	Game		8/27	29.6%								
<b>3 PT FG</b>		1st Half	2/13	15.4%	2nd Half	5/14	35.7%	Game		7/27	25.9%								
<b>Free Throws</b>		1st Half	5/6	83.3%	2nd Half	7/8	87.5%	Game		12/14	85.7%								

Free Throw Pts	Nea	Lum	3Pt Points	Nea	Lum	Pts/Possession	Nea	Lum
Pts off Turnovers	7	12	2nd Chance Points	12	21	Pts off Bench	0.84	0.94
Total Rebounds	9	11	Team Rebounds	3	8	Dead Ball Reb	4	10
Off Rebound %	34	37	Def Rebound %	3	5	Total Rebound %	5	0
3Pt Efficiency	30.0	39.0	FT Rate	61.0	70.0	Pts/Shot	47.9	52.1
Effective FG%	-4.9	+6.2	Points in Paint	33	31		0.86	0.80
Technical Fouls	42.2	34.3		0.15	0.22		24	16
Officials	Nea	None						
	Lum	None						
	Unknown							

	Qtr 1	Qtr 2	Qtr 3	Qtr 4	OT 1	OT 2	OT 3	OT 4	Total
<b>Neah Bay</b>	10	8	13	14	0	0	0	0	<b>45</b>
<b>Lummi Nation</b>	3	16	12	18	0	0	0	0	<b>49</b>

**Largest Lead** Lum 0 Nea 9 (9 pts) **Lead Changes** 15 **Number of Ties** 5  
**Longest Run** Lum 15-3 Nea 9-0  
**Comments:** None

# WIAA Basketball - Game Box Score

## Willapa Valley vs. Tulip Heritage

**Date: 3/08/2025 Time: 9:52 PM Site: Unknown Attendance: Unknown**

### Visitors: Tulip Heritage

##	Name	P	TFG	2FG	3 Pt	FT	PTS	ORB	DRB	TR	PF	FD	AST	AA	TO	BS	ST	DA	MIN
0	* Xerxes Myles-gilford	SF	7/11	6/6	1/5	2/4	17	0	2	2	3	2	1	0	4	0	0	3	30:44
1	Amare-Hatch	PG	1/2	0/1	1/1	0/0	3	0	2	2	1	0	1	0	1	0	0	3	13:01
3	* Jaylan Gray	SG	7/9	4/4	3/5	0/1	17	1	2	3	4	1	3	0	3	0	0	1	29:30
4	* Davien Parks	SG	5/5	5/5	0/0	1/2	11	1	0	1	4	1	0	0	1	0	0	0	28:55
12	* Davis Bachand	PG	3/9	0/4	3/5	1/2	10	0	1	1	2	1	1	0	1	1	0	2	28:29
14	James Jones	SF	0/0	0/0	0/0	0/0	0	0	1	1	1	0	0	0	0	0	0	0	2:26
15	* Tokala Black Tomahawk	SF	3/3	3/3	0/0	0/0	6	2	0	2	0	0	0	0	0	0	0	0	17:16
22	Lennox Luong	SF	0/0	0/0	0/0	0/0	0	0	0	0	0	0	0	0	0	0	0	0	DNP
24	Deveyon Wells	SF	0/3	0/2	0/1	0/0	0	0	0	0	0	0	0	0	0	0	0	1	2:26
32	Peyton Hatch	PF	0/0	0/0	0/0	0/0	0	0	0	0	0	0	0	0	0	0	0	0	2:21
33	Ry Dumont	C	0/0	0/0	0/0	0/0	0	0	0	0	0	0	0	0	0	0	0	0	2:26
35	Aloisius Williams	SG	0/1	0/0	0/1	0/0	0	1	0	1	1	0	0	0	0	0	0	0	2:26
Team								1	3	4									
<b>Totals</b>			<b>26/43</b>	<b>18/25</b>	<b>8/18</b>	<b>4/9</b>	<b>64</b>	<b>6</b>	<b>11</b>	<b>17</b>	<b>16</b>	<b>5</b>	<b>6</b>	<b>0</b>	<b>10</b>	<b>1</b>	<b>0</b>	<b>10</b>	<b>160</b>
<b>2 PT FG</b>		1st Half	8/9	88.9%	2nd Half	10/16	62.5%	Game	18/25	72.0%									
<b>3 PT FG</b>		1st Half	5/8	62.5%	2nd Half	3/10	30.0%	Game	8/18	44.4%									
<b>Free Throws</b>		1st Half	1/3	33.3%	2nd Half	3/6	50.0%	Game	4/9	44.4%									

### Home: Willapa Valley

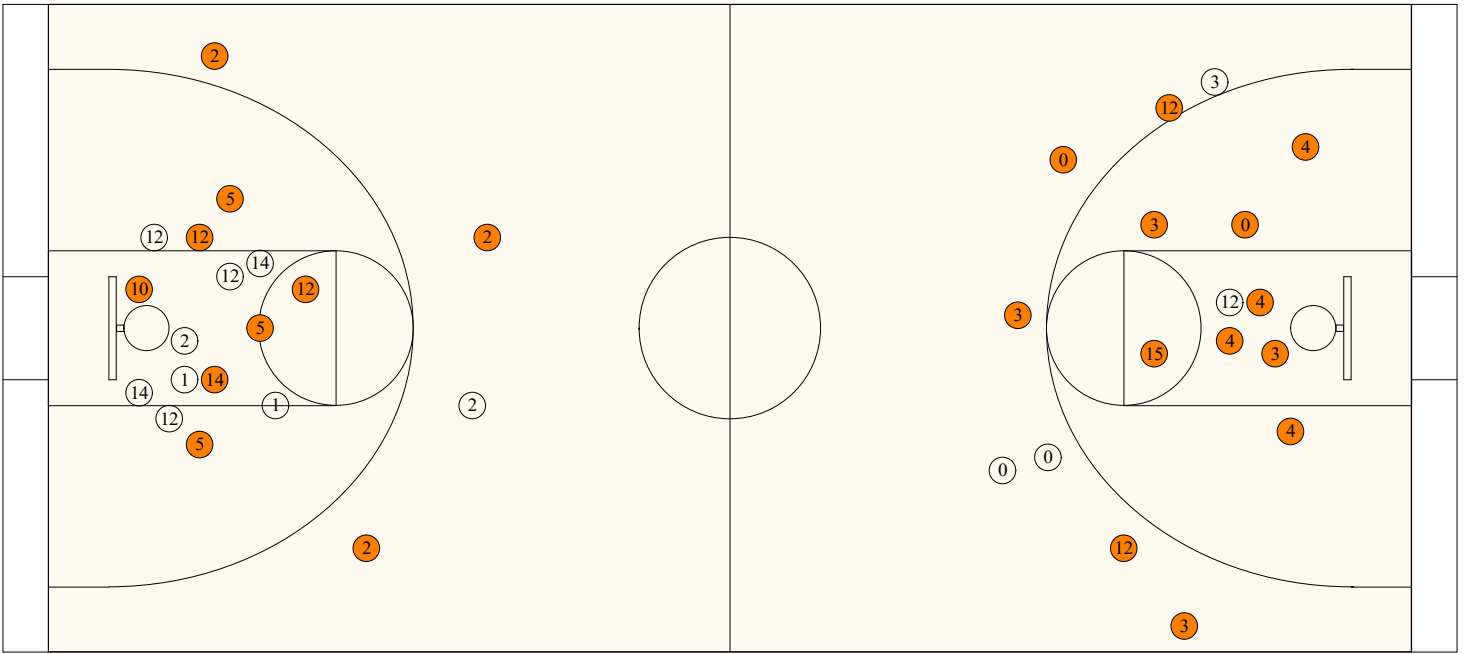
##	Name	P	TFG	2FG	3 Pt	FT	PTS	ORB	DRB	TR	PF	FD	AST	AA	TO	BS	ST	DA	MIN
1	* Brody Ritzman	G	0/3	0/3	0/0	2/2	2	2	3	5	6	1	2	0	0	0	0	0	19:35
2	* Nathan Fluke	PG	4/12	1/3	3/9	0/0	11	0	2	2	0	0	0	0	3	0	0	0	31:08
3	Cody Mican	G	0/1	0/1	0/0	0/0	0	1	1	2	0	0	0	0	0	0	0	0	2:02
4	Aiden Sliva	G	0/1	0/0	0/1	0/0	0	0	0	0	0	0	0	0	1	0	0	0	2:26
5	* Brody Aust	PF	3/4	3/4	0/0	2/2	8	3	2	5	1	0	0	0	3	0	0	0	29:34
10	Blane King	G	4/7	4/7	0/0	4/4	12	1	0	1	0	1	0	0	4	0	0	2	13:00
12	* Lucas Lusk	PG	3/8	3/6	0/2	0/1	6	2	1	3	1	0	1	0	3	0	0	1	26:44
14	* JB Russell	C	2/4	2/4	0/0	0/0	4	0	2	2	4	2	1	0	0	0	0	0	26:21
20	Max Jarvis	G	0/0	0/0	0/0	1/2	1	0	2	2	0	1	0	0	0	0	0	0	2:26
22	Hank Swartz	G	1/1	1/1	0/0	0/0	2	0	1	1	0	0	0	0	0	0	0	0	4:12
24	Josh Price	G	0/0	0/0	0/0	0/0	0	0	0	0	0	0	0	0	0	0	0	0	1:16
30	Dylan Andrews	F	0/0	0/0	0/0	0/0	0	1	0	1	1	1	0	0	0	0	0	0	1:16
Team								4	0	4					1				
<b>Totals</b>			<b>17/41</b>	<b>14/29</b>	<b>3/12</b>	<b>9/11</b>	<b>46</b>	<b>14</b>	<b>14</b>	<b>28</b>	<b>13</b>	<b>6</b>	<b>4</b>	<b>0</b>	<b>15</b>	<b>0</b>	<b>0</b>	<b>3</b>	<b>160</b>
<b>2 PT FG</b>		1st Half	7/15	46.7%	2nd Half	7/14	50.0%	Game	14/29	48.3%									
<b>3 PT FG</b>		1st Half	3/4	75.0%	2nd Half	0/8	0.00%	Game	3/12	25.0%									
<b>Free Throws</b>		1st Half	4/5	80.0%	2nd Half	5/6	83.3%	Game	9/11	81.8%									

Free Throw Pts	<b>Tul</b> 4	<b>Wil</b> 9	3Pt Points	<b>Tul</b> 24	<b>Wil</b> 9	Pts/Possession	<b>Tul</b> 1.25	<b>Wil</b> 0.95
Pts off Turnovers	12	10	2nd Chance Points	3	6	Pts off Bench	3	15
Total Rebounds	17	28	Team Rebounds	4	4	Dead Ball Reb	2	1
Off Rebound %	30.0	56.0	Def Rebound %	44.0	70.0	Total Rebound %	37.8	62.2
3Pt Efficiency	-3.6	-7.2	Def. Stops	26	24	Pts/Shot	1.36	1.00
Effective FG%	69.8	45.1	FT Rate	0.09	0.22	Points in Paint	26	20
Technical Fouls	<b>Tul</b>	None						
	<b>Wil</b>	None						
Officials	Unknown							

	Qtr 1	Qtr 2	Qtr 3	Qtr 4	OT 1	OT 2	OT 3	OT 4	Total
<b>Tulip Heritage</b>	0	32	18	14	0	0	0	0	<b>64</b>
<b>Willapa Valley</b>	0	27	6	13	0	0	0	0	<b>46</b>

**Largest Lead** Wil 9 Tul 32 (23 pts) **Lead Changes** 1 **Number of Ties** 0  
**Longest Run** Wil 18-0 Tul 31-2  
**Comments:** None

**FIRST HALF**



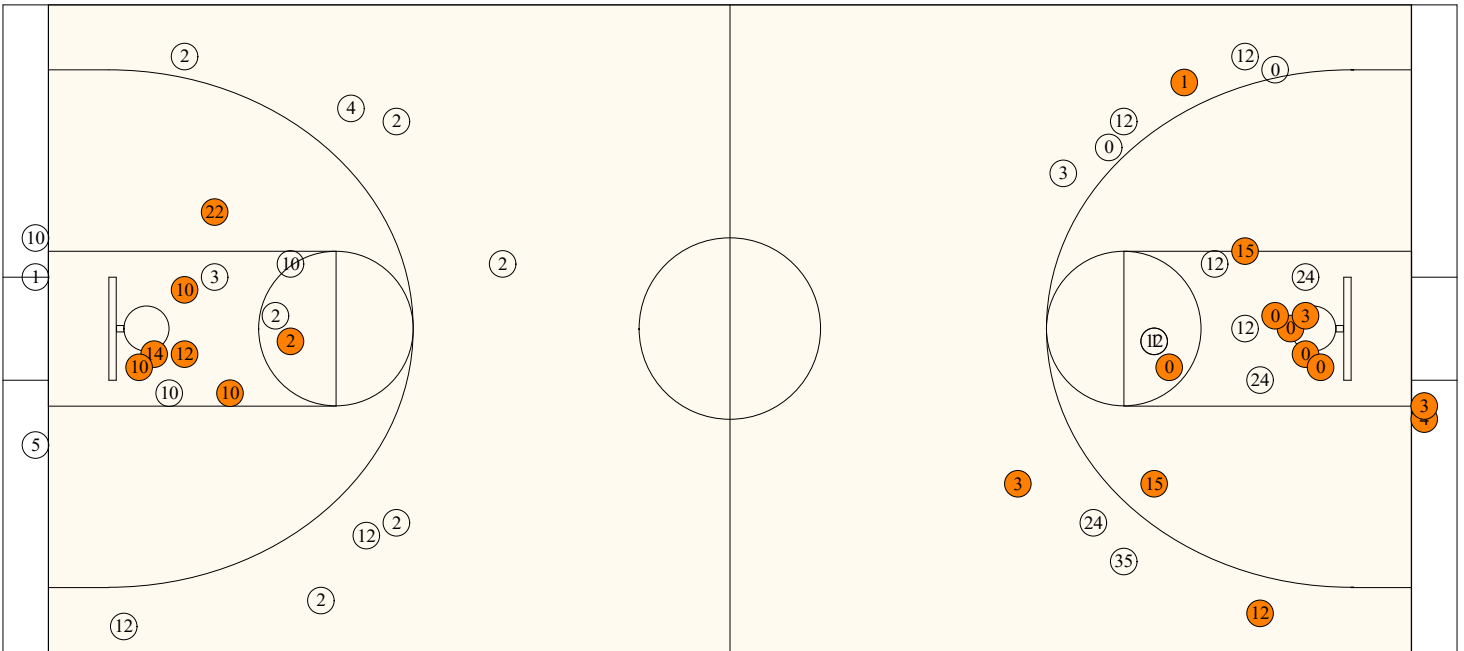
**Willapa Valley**

Shooting	Pts	Pts	Pts
2FG 7/15 (46.7%)	14	Pts/Shot	1.28
3FG 3/4 (75.0%)	9	2nd Eff Pts	4
TFG 10/19 (52.6%)		Pts off TO's	2
FT 4/5 (80.0%)	4	3Pt Eff	+43.9
Scoring Distribution: 2FG 51.9% 3FG 33.3% FT 14.8%			

**Tulip Heritage**

Shooting	Pts	Pts	Pts
2FG 8/9 (88.9%)	16	Pts/Shot	1.77
3FG 5/8 (62.5%)	15	2nd Eff Pts	0
TFG 13/17 (76.5%)		Pts off TO's	5
FT 1/3 (33.3%)	1	3Pt Eff	+3.2
Scoring Distribution: 2FG 50.0% 3FG 46.9% FT 3.1%			

**SECOND HALF**

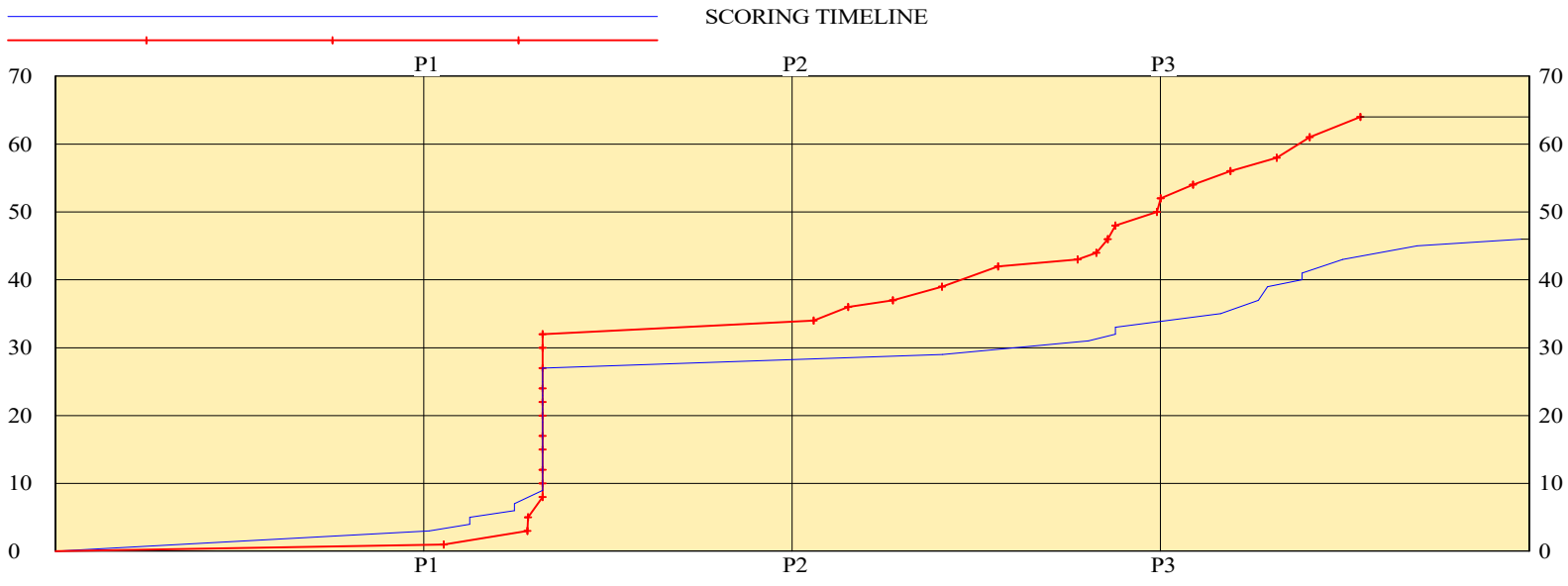
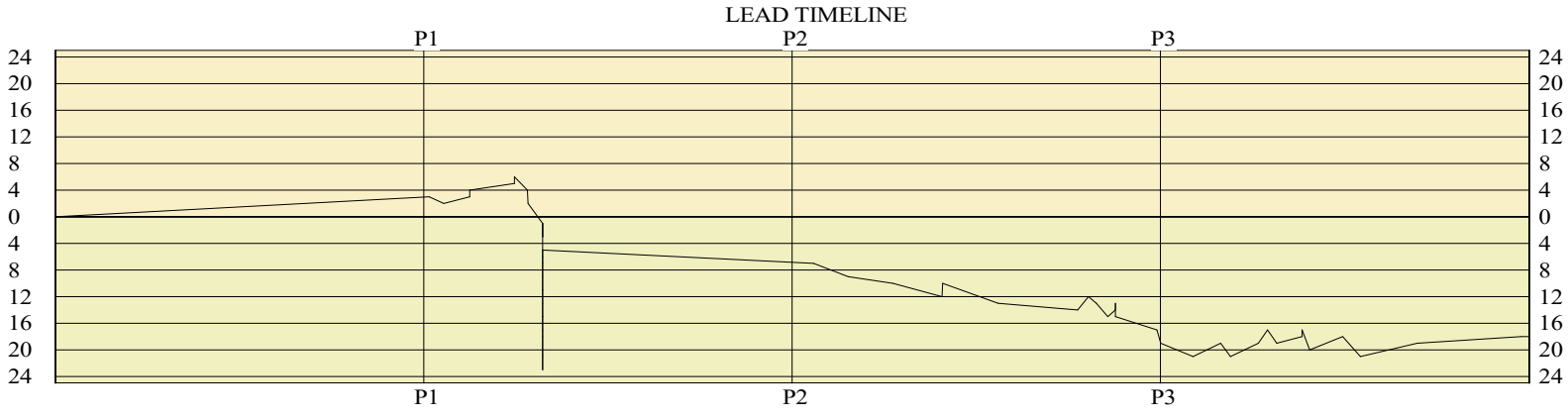


**Willapa Valley**

Shooting	Pts	Pts	Pts
2FG 7/14 (50.0%)	14	Pts/Shot	0.76
3FG 0/8 (0.00%)	0	2nd Eff Pts	2
TFG 7/22 (31.8%)		Pts off TO's	8
FT 5/6 (83.3%)	5	3Pt Eff	-33.3
Scoring Distribution: 2FG 73.7% 3FG 0.0% FT 26.3%			

**Tulip Heritage**

Shooting	Pts	Pts	Pts
2FG 10/16 (62.5%)	20	Pts/Shot	1.10
3FG 3/10 (30.0%)	9	2nd Eff Pts	3
TFG 13/26 (50.0%)		Pts off TO's	7
FT 3/6 (50.0%)	3	3Pt Eff	-11.7
Scoring Distribution: 2FG 62.5% 3FG 28.1% FT 9.4%			



Largest Lead Wil 9 Tul 32 (23 pts) Lead Changes 1 Number of Ties 0

# WIAA Basketball - Game Box Score

## Neah Bay vs. DeSales

**Date: 3/08/2025 Time: 1:00 PM Site: Spokane Arena Attendance: Unknown**

### Visitors: DeSales

##	Name	P	TFG	2FG	3 Pt	FT	PTS	ORB	DRB	TR	PF	FD	AST	AA	TO	BS	ST	DA	MIN
1	* Spencer Green	G/G	6/14	1/5	5/9	3/6	20	1	5	6	2	5	4	0	5	1	2	0	31:01
2	Sal Sisk	G	1/5	1/3	0/2	0/0	2	0	2	2	2	1	3	0	0	0	2	0	13:07
3	* Cohen Wood	F	7/12	7/12	0/0	1/1	15	4	1	5	2	3	3	0	2	0	3	0	29:08
5	* Maddox Filan	PG	3/5	1/1	2/4	0/0	8	1	0	1	3	0	0	0	1	0	2	0	23:43
10	Sam Kolb	G	0/0	0/0	0/0	0/0	0	0	0	0	0	0	0	0	0	0	0	0	0:39
11	* Malachi Raymond	PF	4/7	3/6	1/1	3/3	12	1	4	5	2	1	2	0	0	0	3	0	26:25
12	Jake Warwick	G	0/1	0/1	0/0	4/4	4	0	0	0	0	2	0	0	0	0	1	0	0:39
15	Jay Guest	G	0/0	0/0	0/0	0/0	0	0	0	0	0	0	0	0	0	0	0	0	0:39
20	* Billy Holtzinger	F	2/4	2/4	0/0	0/0	4	0	3	3	2	0	1	0	2	0	1	0	21:19
21	Jaxon McGhan - Kezele	G	0/0	0/0	0/0	0/0	0	0	0	0	0	0	0	0	1	0	0	0	0:59
25	Caleb Bingham	P	0/0	0/0	0/0	0/0	0	0	0	0	0	0	0	0	0	0	0	0	0:39
32	Manning Filan	F	0/3	0/3	0/0	0/0	0	1	4	5	2	1	0	0	1	0	0	0	11:32
Team								2	6	8									
<b>Totals</b>			<b>23/51</b>	<b>15/35</b>	<b>8/16</b>	<b>11/14</b>	<b>65</b>	<b>10</b>	<b>25</b>	<b>35</b>	<b>15</b>	<b>13</b>	<b>13</b>	<b>0</b>	<b>12</b>	<b>1</b>	<b>14</b>	<b>0</b>	<b>159:50</b>
<b>2 PT FG</b>			1st Half	7/16	43.8%	2nd Half	8/19	42.1%	Game		15/35	42.9%							
<b>3 PT FG</b>			1st Half	6/12	50.0%	2nd Half	2/4	50.0%	Game		8/16	50.0%							
<b>Free Throws</b>			1st Half	2/2	100%	2nd Half	9/12	75.0%	Game		11/14	78.6%							

### Home: Neah Bay

##	Name	P	TFG	2FG	3 Pt	FT	PTS	ORB	DRB	TR	PF	FD	AST	AA	TO	BS	ST	DA	MIN
1	* Jodell Wimberly	G	0/10	0/6	0/4	0/0	0	3	2	5	0	0	2	0	4	0	1	0	26:39
2	Tommy Sawyer	G	2/2	0/0	2/2	1/2	7	3	1	4	0	2	0	0	1	0	0	0	9:21
3	* Makyah Chambers	PG	3/12	2/5	1/7	1/4	8	3	5	8	5	4	3	0	2	1	3	1	31:21
11	Riah Greene	G	0/0	0/0	0/0	0/0	0	0	0	0	1	0	0	0	0	0	0	0	0:39
12	Daniel Cumming	Post	0/0	0/0	0/0	0/0	0	0	3	3	3	0	1	0	1	1	0	1	14:40
13	* Seactis Woodruff	Post	3/5	3/4	0/1	0/0	6	0	2	2	3	0	0	0	4	0	2	0	23:02
20	Josh Barton	G	0/0	0/0	0/0	2/2	2	0	1	1	1	1	1	0	1	0	0	0	0:39
21	* LeAnthony Jimmicum	F	1/5	0/3	1/2	0/0	3	1	1	2	0	2	0	0	0	0	1	1	17:13
24	* Tyler Swan	F	9/17	6/8	3/9	6/9	27	3	3	6	1	6	1	0	2	0	0	0	30:33
32	Jontae Akin	G	0/0	0/0	0/0	0/0	0	0	0	0	0	0	0	0	0	0	0	0	0:39
34	Eugene Ray	F	0/1	0/1	0/0	0/0	0	0	0	0	0	0	0	0	0	0	0	0	0:39
40	Mathias Greene	F	2/3	0/0	2/3	0/0	6	0	0	0	0	0	0	0	0	0	1	0	4:35
Team								2	2	4					1				
<b>Totals</b>			<b>20/55</b>	<b>11/27</b>	<b>9/28</b>	<b>10/17</b>	<b>59</b>	<b>15</b>	<b>20</b>	<b>35</b>	<b>14</b>	<b>15</b>	<b>8</b>	<b>0</b>	<b>16</b>	<b>2</b>	<b>8</b>	<b>3</b>	<b>160</b>
<b>2 PT FG</b>			1st Half	5/16	31.3%	2nd Half	6/11	54.5%	Game		11/27	40.7%							
<b>3 PT FG</b>			1st Half	4/12	33.3%	2nd Half	5/16	31.3%	Game		9/28	32.1%							
<b>Free Throws</b>			1st Half	3/7	42.9%	2nd Half	7/10	70.0%	Game		10/17	58.8%							

	DeS	Nea		DeS	Nea		DeS	Nea
Free Throw Pts	11	10	3Pt Points	24	27	Pts/Possession	1.10	0.93
Pts off Turnovers	10	13	2nd Chance Points	8	12	Pts off Bench	6	15
Total Rebounds	35	35	Team Rebounds	8	4	Dead Ball Reb	1	2
Off Rebound %	33.3	37.5	Def Rebound %	62.5	66.7	Total Rebound %	50.0	50.0
3Pt Efficiency	+21.4	+5.0	Def. Stops	41	32	Pts/Shot	1.12	0.93
Effective FG%	52.9	44.5	FT Rate	0.21	0.18	Points in Paint	30	22

Technical Fouls: DeS None, Nea None

Officials: Unknown, ,

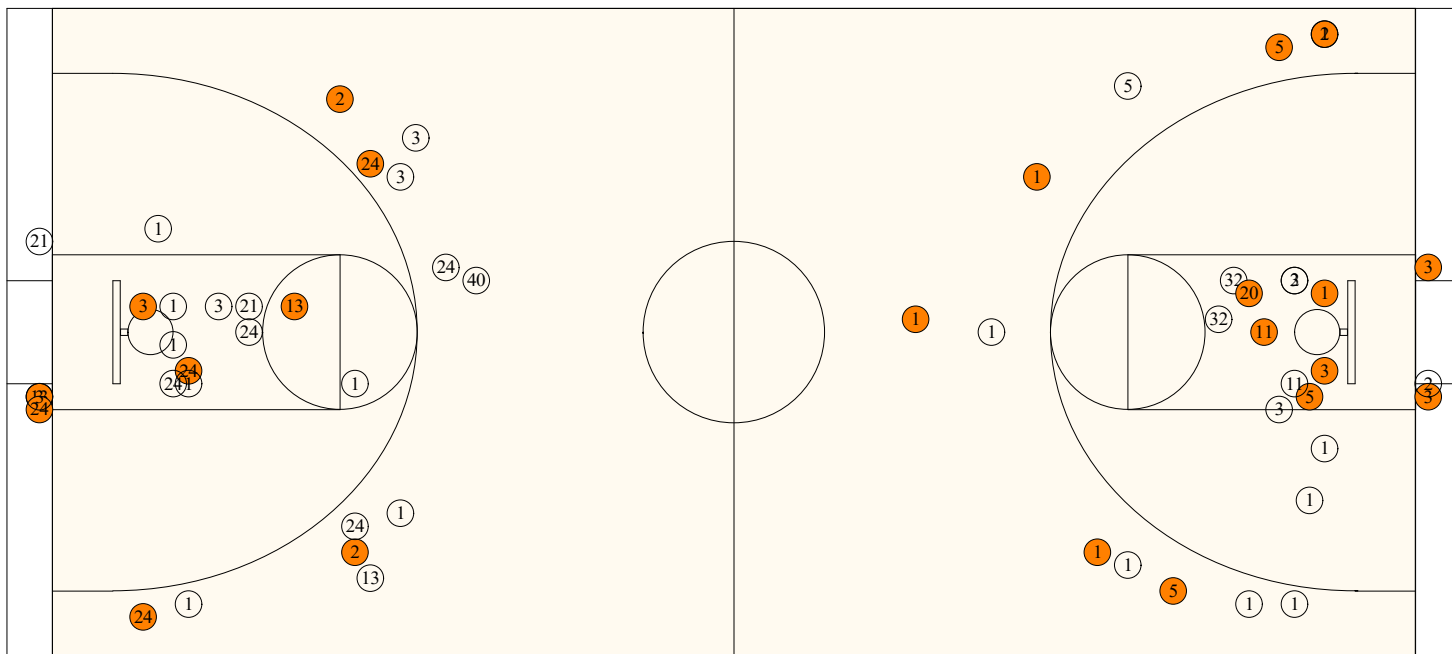
	Qtr 1	Qtr 2	Qtr 3	Qtr 4	OT 1	OT 2	OT 3	OT 4	Total
DeSales	12	22	12	19	0	0	0	0	65
Neah Bay	13	12	12	22	0	0	0	0	59

**Largest Lead:** Nea 46 DeS 60 (14 pts) **Lead Changes:** 5 **Number of Ties:** 1

**Longest Run:** Nea 10-3 DeS 9-0

**Comments:** None

**FIRST HALF**



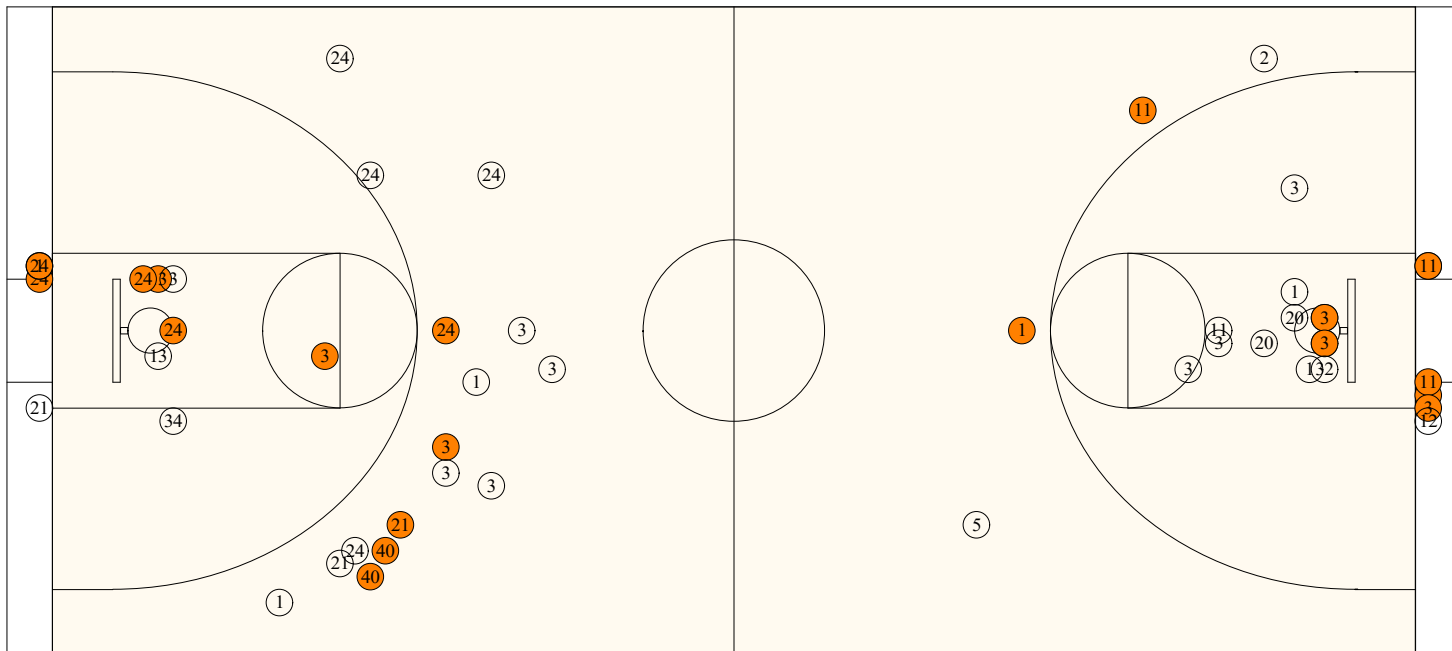
**Neah Bay**

Shooting	Pts	Pts	Pts
2FG 5/16 (31.3%)	10	Pts/Shot	0.80
3FG 4/12 (33.3%)	12	2nd Eff Pts	0
TFG 9/28 (32.1%)		Pts off TO's	6
FT 3/7 (42.9%)	3	3Pt Eff	+12.5
Scoring Distribution: 2FG 40.0% 3FG 48.0% FT 12.0%			

**DeSales**

Shooting	Pts	Pts	Pts
2FG 7/16 (43.8%)	14	Pts/Shot	1.17
3FG 6/12 (50.0%)	18	2nd Eff Pts	3
TFG 13/28 (46.4%)		Pts off TO's	4
FT 2/2 (100%)	2	3Pt Eff	+20.8
Scoring Distribution: 2FG 41.2% 3FG 52.9% FT 5.9%			

**SECOND HALF**

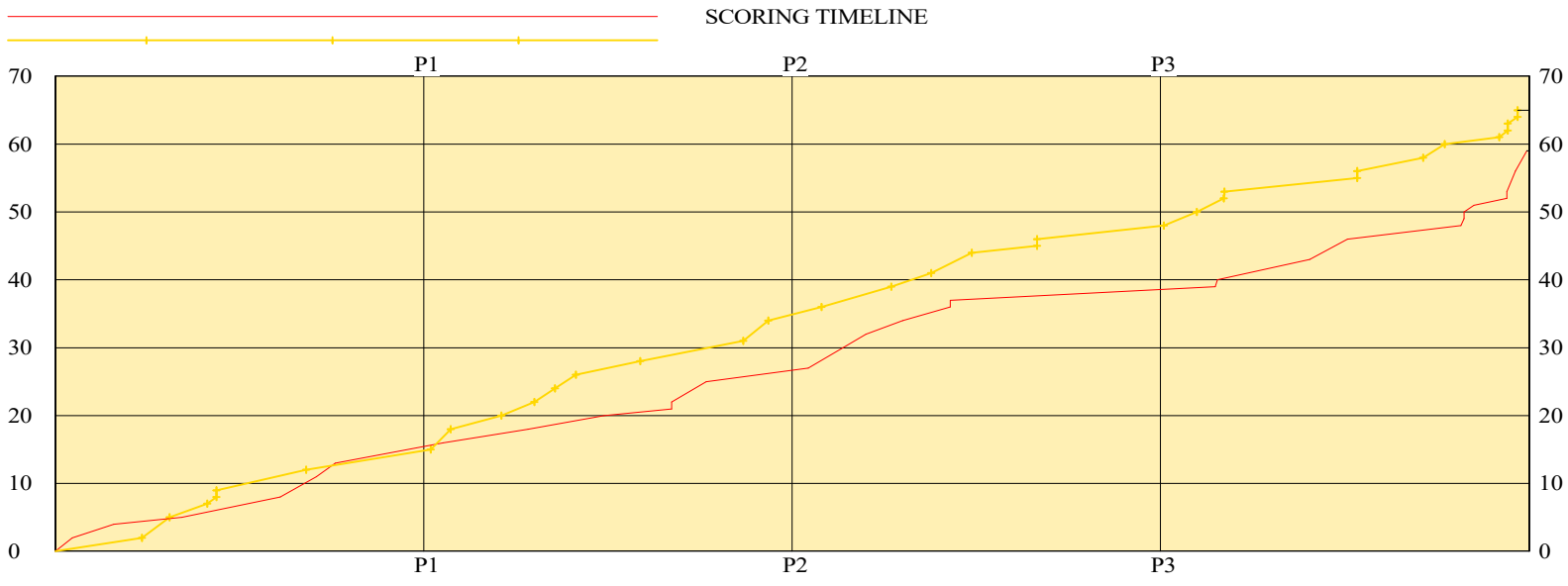
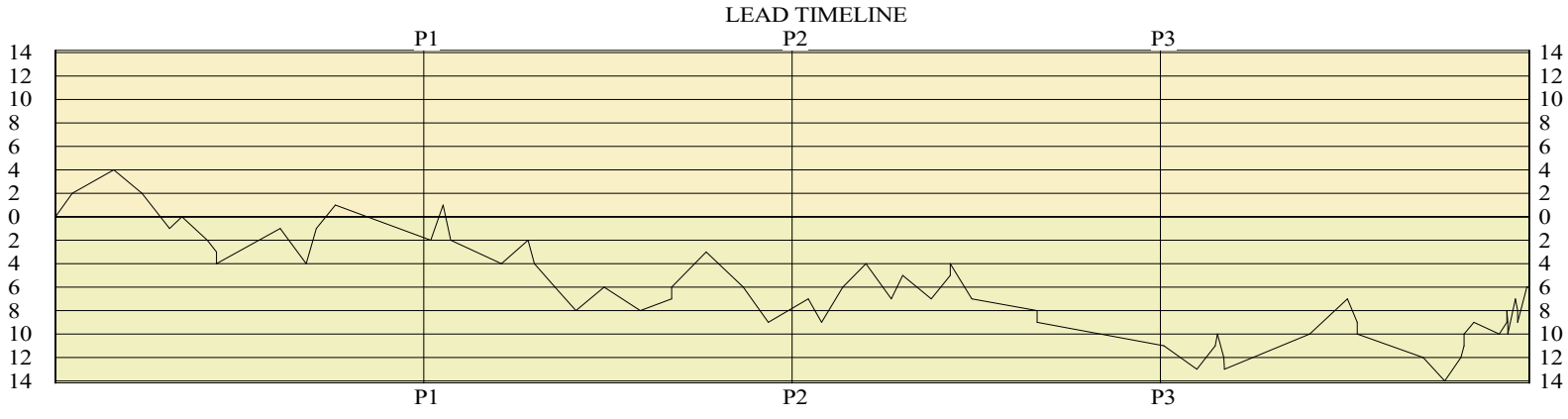


**Neah Bay**

2FG 6/11 (54.5%)	12	Pts/Shot	1.06
3FG 5/16 (31.3%)	15	2nd Eff Pts	12
TFG 11/27 (40.7%)		Pts off TO's	7
FT 7/10 (70.0%)	7	3Pt Eff	-5.1
Scoring Distribution: 2FG 35.3% 3FG 44.1% FT 20.6%			

**DeSales**

2FG 8/19 (42.1%)	16	Pts/Shot	1.06
3FG 2/4 (50.0%)	6	2nd Eff Pts	5
TFG 10/23 (43.5%)		Pts off TO's	6
FT 9/12 (75.0%)	9	3Pt Eff	+21.9
Scoring Distribution: 2FG 51.6% 3FG 19.4% FT 29.0%			



Largest Lead Nea 46 DeS 60 (14 pts) Lead Changes 5 Number of Ties 1

# WIAA Basketball - Game Box Score

**Lummi Nation Black Hawks vs. Almira Coulee Hartline Warriors**  
**Date: 3/08/2025 Time: 5:00 PM Site: Spokane Arena Attendance: 1200**

## Visitors: Almira Coulee Hartline Warriors

##	Name	P	TFG	2FG	3 Pt	FT	PTS	ORB	DRB	TR	PF	FD	AST	AA	TO	BS	ST	DA	MIN
11	* Carter Pitts	G	2/8	1/6	1/2	0/0	5	0	3	3	3	1	2	1	4	0	1	0	25:52
13	* Josh Booker	F	6/10	4/7	2/3	4/4	18	1	2	3	1	3	0	0	2	0	1	0	29:59
14	Jameson Conley	F	0/0	0/0	0/0	0/0	0	0	0	0	0	0	0	0	0	0	0	0	DNP
15	* Nolan Grindy	G	2/8	2/5	0/3	5/6	9	2	7	9	5	5	4	0	6	0	3	0	31:02
21	* Brady Roberts	P	0/1	0/1	0/0	0/2	0	1	2	3	1	1	0	0	0	0	0	0	22:27
22	Toby Schmauder	F	0/0	0/0	0/0	0/0	0	0	0	0	0	0	0	0	0	0	0	0	DNP
24	Brody Pitts	G	0/0	0/0	0/0	0/0	0	0	0	0	0	0	0	0	0	0	0	0	DNP
25	* Max Grindy	G	6/13	6/10	0/3	4/4	16	2	8	10	2	2	1	0	2	0	1	0	32:00
31	Mason Maes	F	0/0	0/0	0/0	0/0	0	0	0	0	0	0	0	0	0	0	0	0	DNP
32	Caden Correia	G	0/0	0/0	0/0	0/0	0	0	0	0	0	0	0	1	0	0	0	0	6:14
33	Tucker Bayless	P	0/3	0/3	0/0	2/2	2	1	1	2	1	1	0	0	1	0	1	0	12:26
Team								1	0	1									
<b>Totals</b>			<b>16/43</b>	<b>13/32</b>	<b>3/11</b>	<b>15/18</b>	<b>50</b>	<b>8</b>	<b>23</b>	<b>31</b>	<b>13</b>	<b>13</b>	<b>7</b>	<b>2</b>	<b>15</b>	<b>0</b>	<b>7</b>	<b>0</b>	<b>160</b>
<b>2 PT FG</b>			1st Half	8/14	57.1%	2nd Half	5/18	27.8%	Game	13/32	40.6%								
<b>3 PT FG</b>			1st Half	1/4	25.0%	2nd Half	2/7	28.6%	Game	3/11	27.3%								
<b>Free Throws</b>			1st Half	7/8	87.5%	2nd Half	8/10	80.0%	Game	15/18	83.3%								

## Home: Lummi Nation Black Hawks

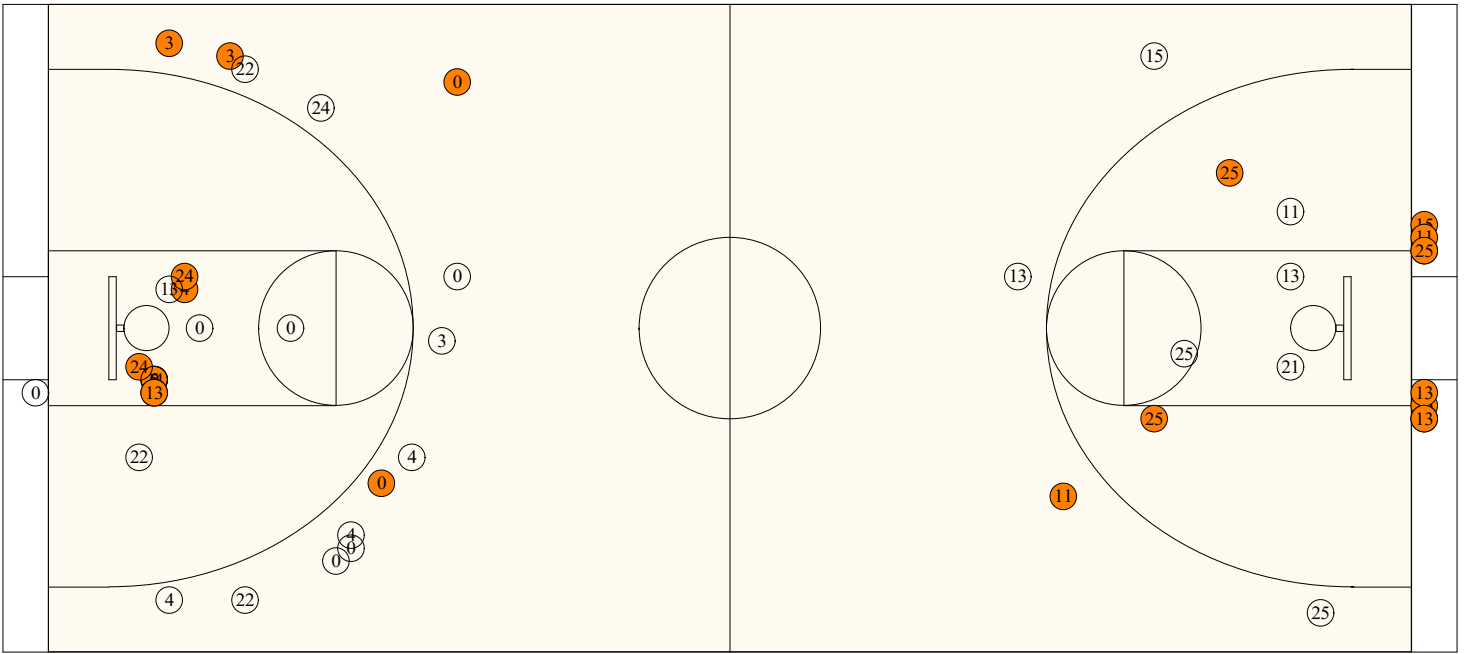
##	Name	P	TFG	2FG	3 Pt	FT	PTS	ORB	DRB	TR	PF	FD	AST	AA	TO	BS	ST	DA	MIN
0	* Jerome Toby	PG	7/18	4/10	3/8	6/8	23	1	2	3	1	7	3	5	2	0	5	0	32:00
3	* Landon LaFontaine	G	3/6	0/1	3/5	0/0	9	0	2	2	0	0	0	1	1	1	0	1	27:26
4	* Dyson Edwards	G	2/9	2/4	0/5	2/2	6	0	2	2	3	2	2	1	3	0	0	0	28:12
5	Tony Abrams	F	0/1	0/1	0/0	0/0	0	0	0	0	0	0	0	0	1	0	0	0	8:11
11	Rayshawn Bob	G	0/0	0/0	0/0	0/0	0	0	0	0	0	0	0	0	0	0	0	0	DNP
13	* Trevon Lee	F	2/3	2/3	0/0	0/0	4	2	4	6	3	1	0	0	2	0	1	0	18:56
20	Gregory Hawk	F	0/0	0/0	0/0	0/0	0	0	0	0	0	0	0	0	0	0	0	0	DNP
22	Karson Revey	G	0/6	0/1	0/5	1/2	1	1	3	4	4	1	4	1	0	1	1	0	22:46
24	* Deandre James	C	5/8	5/7	0/1	0/0	10	3	5	8	3	0	0	0	1	0	1	0	22:29
30	Andrew Tangeant	F	0/0	0/0	0/0	0/0	0	0	0	0	0	0	0	0	0	0	0	0	DNP
40	Tracy Powell	C	0/0	0/0	0/0	0/0	0	0	0	0	0	0	0	0	0	0	0	0	DNP
Team								1	1	2									
<b>Totals</b>			<b>19/51</b>	<b>13/27</b>	<b>6/24</b>	<b>9/12</b>	<b>53</b>	<b>8</b>	<b>19</b>	<b>27</b>	<b>14</b>	<b>11</b>	<b>9</b>	<b>8</b>	<b>10</b>	<b>2</b>	<b>8</b>	<b>1</b>	<b>160</b>
<b>2 PT FG</b>			1st Half	5/13	38.5%	2nd Half	8/14	57.1%	Game	13/27	48.1%								
<b>3 PT FG</b>			1st Half	4/14	28.6%	2nd Half	2/10	20.0%	Game	6/24	25.0%								
<b>Free Throws</b>			1st Half	1/2	50.0%	2nd Half	8/10	80.0%	Game	9/12	75.0%								

	Alm	Lum		Alm	Lum		Alm	Lum
Free Throw Pts	15	9	3Pt Points	9	18	Pts/Possession	0.84	0.91
Pts off Turnovers	13	20	2nd Chance Points	7	4	Pts off Bench	2	1
Total Rebounds	31	27	Team Rebounds	1	2	Dead Ball Reb	3	2
Off Rebound %	29.6	25.8	Def Rebound %	74.2	70.4	Total Rebound %	53.4	46.6
3Pt Efficiency	+0.2	-7.1	Def. Stops	33	34	Pts/Shot	0.96	0.93
Effective FG%	40.7	43.1	FT Rate	0.34	0.17	Points in Paint	22	26
Technical Fouls	Alm	Lum	None	None				
Officials	Aaron Keller, Tyler Gibson, Megan Pumphrey							

	Qtr 1	Qtr 2	Qtr 3	Qtr 4	OT 1	OT 2	OT 3	OT 4	Total
<b>Almira Coulee Hartline Warriors</b>	10	16	17	7	0	0	0	0	<b>50</b>
<b>Lummi Nation Black Hawks</b>	12	11	17	13	0	0	0	0	<b>53</b>

**Largest Lead** Lum 26 Alm 37 (11 pts) **Lead Changes** 4 **Number of Ties** 3  
**Longest Run** Lum 9-0 Alm 15-3  
**Comments:** 1B Boys State Championship

### FIRST HALF



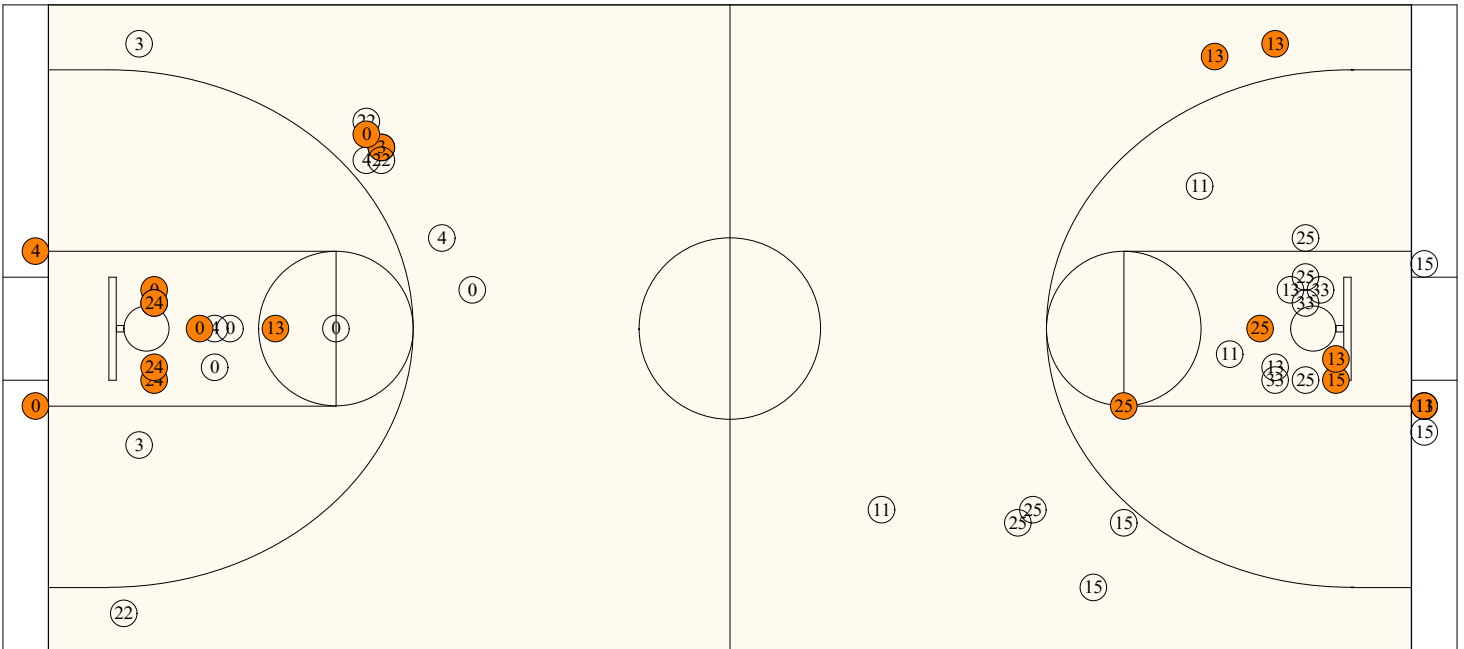
#### Lummi Nation

Shooting		Pts	Pts	
2FG	5/13 (38.5%)	10	Pts/Shot	0.82
3FG	4/14 (28.6%)	12	2nd Eff Pts	0
TFG	9/27 (33.3%)		Pts off TO's	8
FT	1/2 (50.0%)	1	3Pt Eff	+2.9
Scoring Distribution: 2FG 43.5% 3FG 52.2% FT 4.3%				

#### Almira Coulee Hartline

Shooting		Pts	Pts	
2FG	8/14 (57.1%)	16	Pts/Shot	1.18
3FG	1/4 (25.0%)	3	2nd Eff Pts	1
TFG	9/18 (50.0%)		Pts off TO's	6
FT	7/8 (87.5%)	7	3Pt Eff	-13.1
Scoring Distribution: 2FG 61.5% 3FG 11.5% FT 26.9%				

### SECOND HALF



#### Lummi Nation

2FG	8/14 (57.1%)	16	Pts/Shot	1.03
3FG	2/10 (20.0%)	6	2nd Eff Pts	4
TFG	10/24 (41.7%)		Pts off TO's	12
FT	8/10 (80.0%)	8	3Pt Eff	-18.1
Scoring Distribution: 2FG 53.3% 3FG 20.0% FT 26.7%				

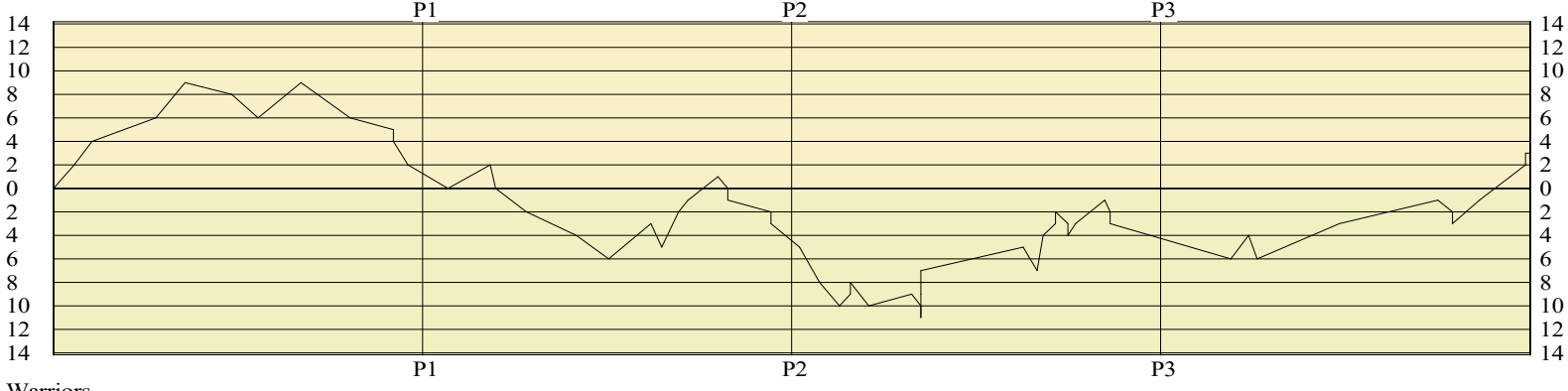
#### Almira Coulee Hartline

2FG	5/18 (27.8%)	10	Pts/Shot	0.80
3FG	2/7 (28.6%)	6	2nd Eff Pts	6
TFG	7/25 (28.0%)		Pts off TO's	7
FT	8/10 (80.0%)	8	3Pt Eff	+10.1
Scoring Distribution: 2FG 41.7% 3FG 25.0% FT 33.3%				

WIAA Basketball - Scoring Timeline Report  
 Lummi Nation Black Hawks vs. Almira Coulee Hartline Warriors  
 DATE: 3/08/2025 TIME: 5:00 PM SITE: Spokane Arena

Black Hawks

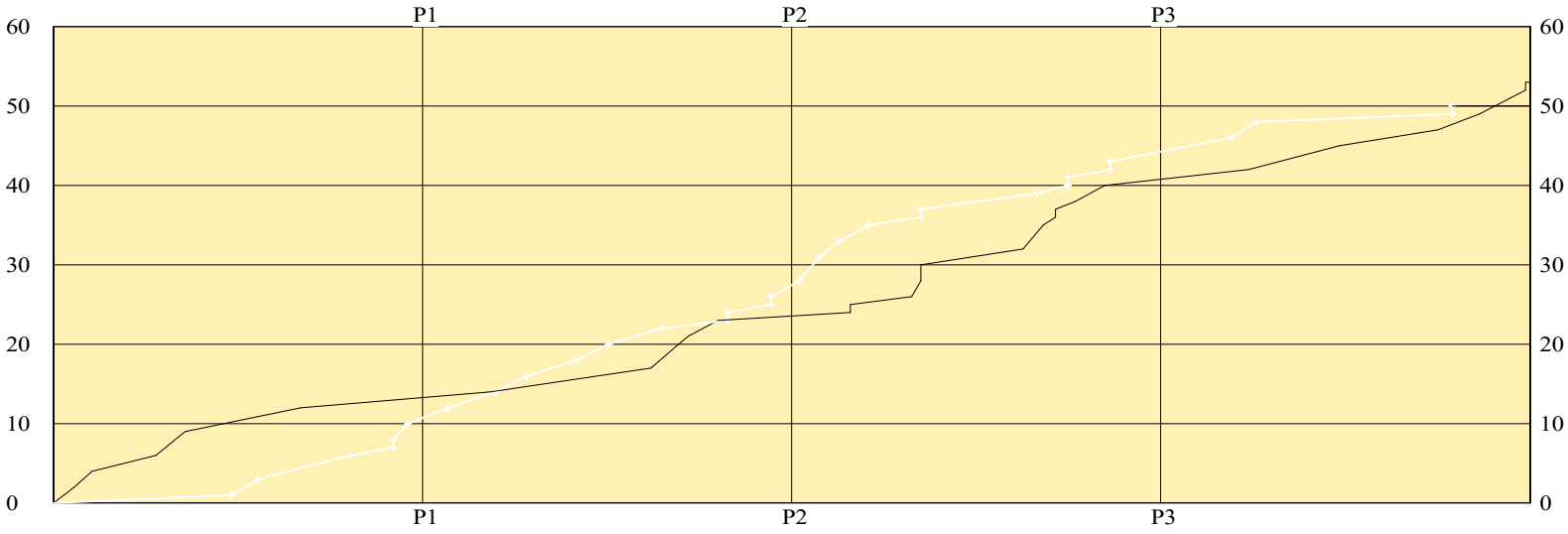
LEAD TIMELINE



Warriors

Black Hawks  
Warriors

SCORING TIMELINE



Largest Lead Lum 26 Alm 37 (11 pts) Lead Changes 4 Number of Ties 3